

# Cuyahoga County Maternal and Infant Health Dashboard

Q2 2018 Quarterly Dashboard

## Infant Mortality

**Infant mortality** – or the death of a baby before his/her first birthday – is a critical indicator of community health. While national infant mortality rates are decreasing, Ohio ranks among the worst in the nation for overall infant mortality. This quarterly dashboard provides a snapshot of the most up-to-date data on infant death and selected birth indicators. For a detailed look at trends for recent years, please refer to our Maternal and Infant Health Measures Quarterly Dashboards.

## About The Data

- Date range for data is Q1 2012 - Q2 2018.
- Data are limited to Medicaid as the Payer.
- The ODM Infant Mortality Rate includes data through Q1 2017, all other measures include data through Q2 2018.

## Definitions

- **Adolescent Well-Care**- A female 12-21 years of age who had at least one comprehensive well-care visit with a primary care physician or an obstetrics gynecologist practitioner. Higher rates are better.
- **Contraceptive Care**- Women ages 15-44 at risk of unintended pregnancy who were provided a most or moderately effective FDA-approved method of contraception. Higher rates are better.
- **ODM Infant Mortality**- The Ohio Department of Medicaid (ODM) Infant Mortality Rate is the rate of Medicaid paid births in the State of Ohio where the infant died before his or her first birthday. The rates are calculated per 1,000 births. Lower rates are better.
- **Postpartum Visit**- Deliveries that had a postpartum visit on or between 21 and 56 days after delivery. Higher rates are better.
- **Prenatal Care Visit**- Deliveries that received timely prenatal care visits. Higher rates are better.
- **Preterm Birth**- A baby born less than 37 completed weeks of gestation. Lower rates are better.
- **Progesterone Usage**- Delivered a live birth where the mother was administered progesterone during a pregnancy classified as high-risk. Higher rates are better.
- **Very Preterm Birth**- A baby born less than 32 completed weeks of gestation. Lower rates are better.

## Infant Health (Lower Rates are Better)

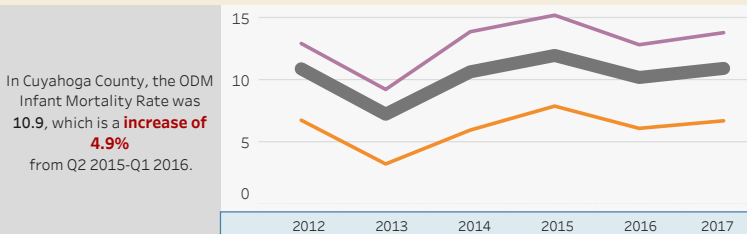
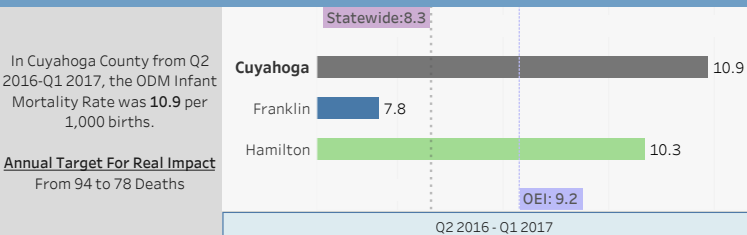
**53,543**

Total Infant Births in Cuyahoga County from Q1 2012 - Q2 2018

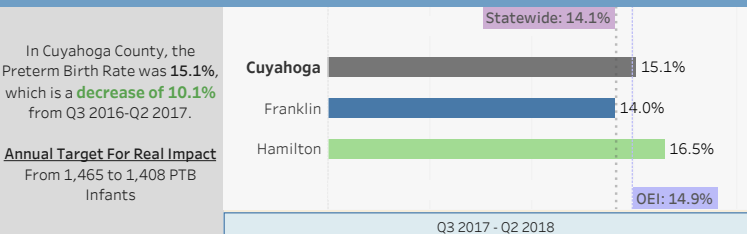
**535**

Total Infant Deaths in Cuyahoga County from Q1 2012 - Q2 2018

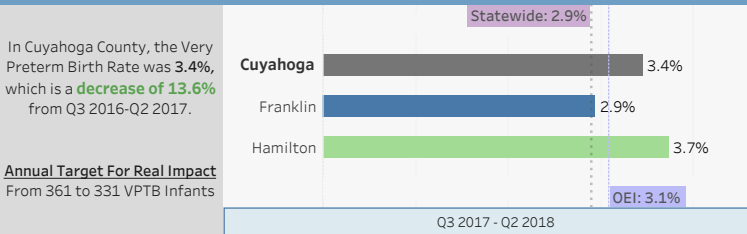
### ODM Infant Mortality Rate



### Preterm Births

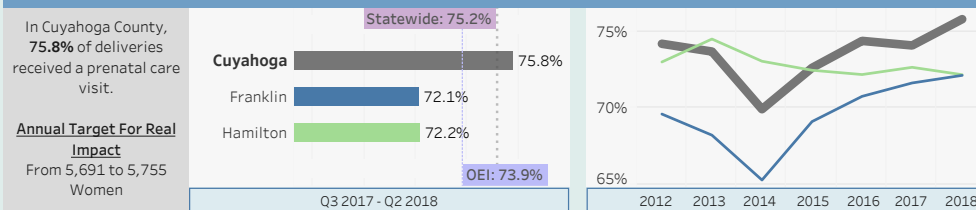


### Very Preterm Births

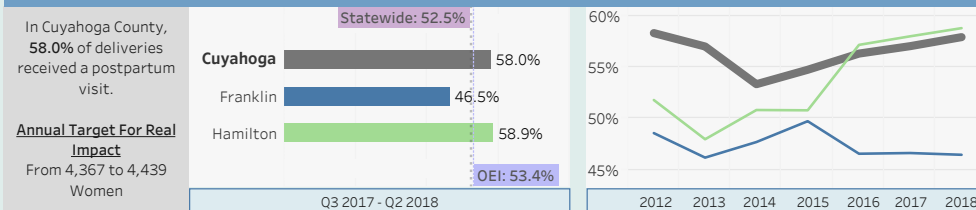


## Maternal Health (Higher Rates are Better)

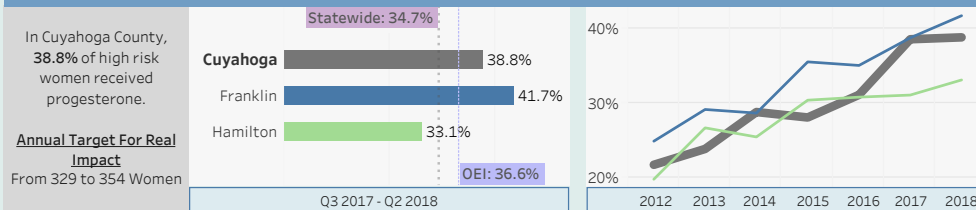
### Prenatal Care



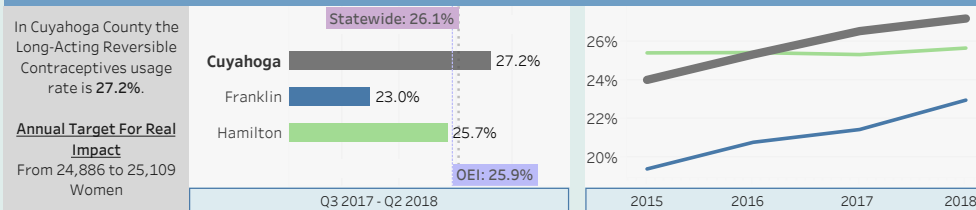
### Postpartum Visits



### Progesterone Usage



### Contraceptive Care



### Adolescent Wellcare Visits

