

Adams Maternal and Infant Health Dashboard

Q4 2017 Quarterly Dashboard

Infant Mortality

Infant mortality – or the death of a baby before his/her first birthday – is a critical indicator of community health. While national infant mortality rates are decreasing, Ohio ranks among the worst in the nation for overall infant mortality. This quarterly dashboard provides a snapshot of the most up-to-date data on infant death and selected birth indicators. For a detailed look at trends for recent years, please refer to our Maternal and Infant Health Measures Quarterly Dashboards.

About The Data

- Date range for data is through Q1 2012 - Q4 2017.
- Data are limited to Medicaid as the Payer.
- The ODM Infant Mortality Rate includes data through Q3 2016, all other measures include data through Q4 2017.

Definitions

- **Adolescent Well-Care:** A female 12-21 years of age who had at least one comprehensive well-care visit with a primary care physician or an obstetrics gynecologist practitioner. Higher rates are better.
- **Contraceptive Care:** Women ages 15-44 at risk of unintended pregnancy who were provided a most or moderately effective FDA-approved method of contraception. Higher rates are better.
- **ODM Infant Mortality:** The Ohio Department of Medicaid (ODM) Infant Mortality Rate is the rate of Medicaid paid births in the State of Ohio where the infant died before his or her first birthday. The rates are calculated per 1,000 births. Lower rates are better.
- **Postpartum Visit:** Deliveries that had a postpartum visit on or between 21 and 56 days after delivery. Higher rates are better.
- **Prenatal Care Visit:** Deliveries that received timely prenatal care visits. Higher rates are better.
- **Preterm Birth:** A baby born less than 37 completed weeks of gestation. Lower rates are better.
- **Progesterone Usage:** Delivered a live birth where the mother was administered progesterone during a pregnancy classified as high-risk. Higher rates are better.
- **Very Preterm Birth:** A baby born less than 32 completed weeks of gestation. Lower rates are better.

Infant Health (Lower Rates are Better)

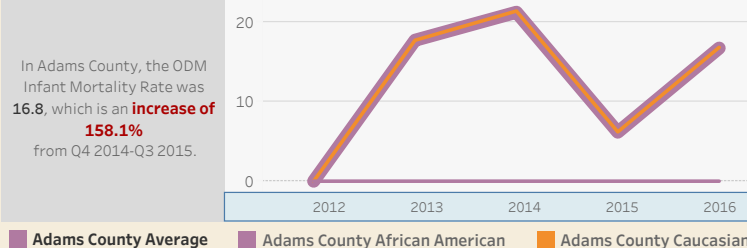
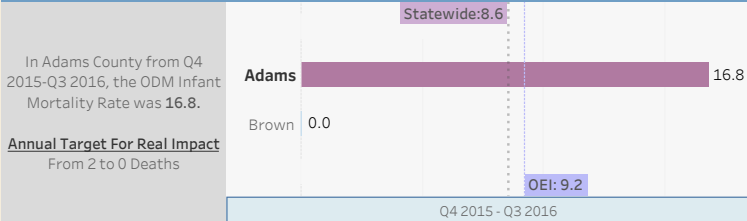
994

Total Infant Births
in Adams County from
Q1 2012 - Q4 2017

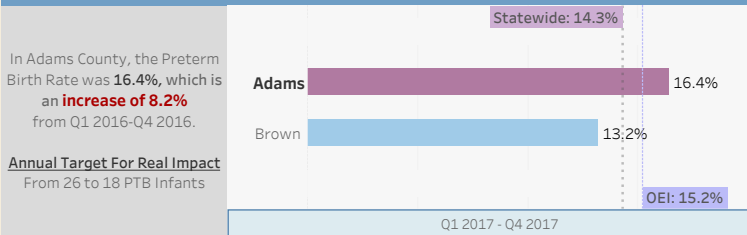
14

Total Infant Deaths
in Adams County from
Q1 2012 - Q4 2017

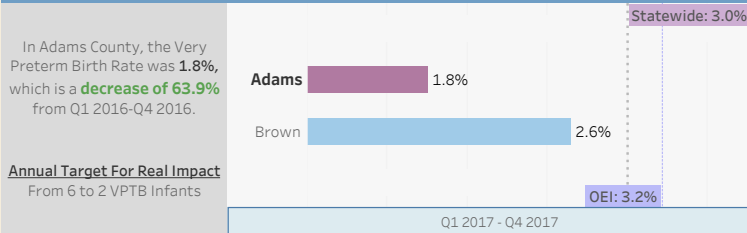
ODM Infant Mortality Rate



Preterm Births

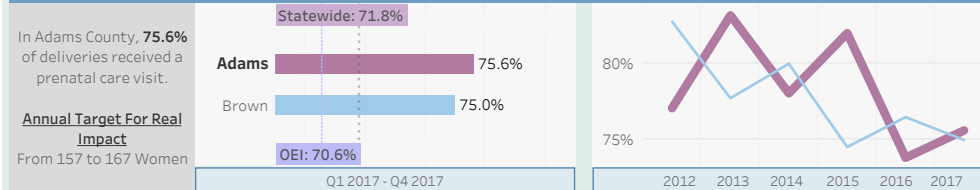


Very Preterm Births

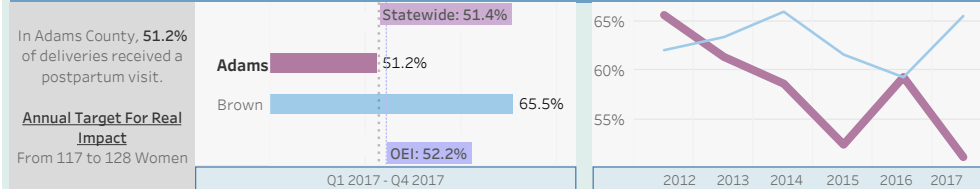


Maternal Health (Higher Rates are Better)

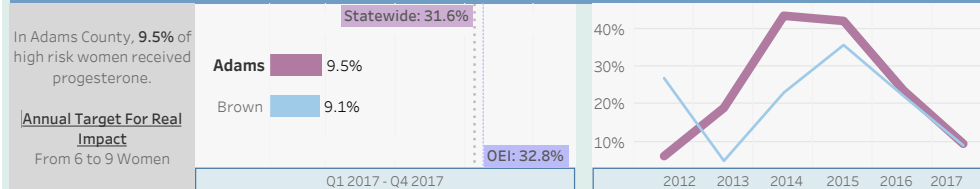
Prenatal Care



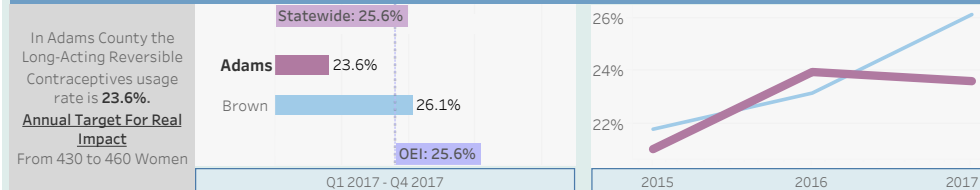
Postpartum Visits



Progesterone Usage



Contraceptive Care



Adolescent Wellcare Visits

