



Office of Managed Care
Medicaid Utilization of Inpatient
Psychiatric Dashboard
Q2 2020

Governor Mike DeWine | Lt. Governor Jon Husted | Director Maureen Corcoran

[medicaid.ohio.gov](https://www.medicaid.ohio.gov)

Introduction

The Utilization of Inpatient Psychiatric dashboard looks at dates of admissions during Q2 2020 where the length of stay was (1) less than 16 days or (2) 16 days or more and the number of admissions within that breakdown. An inpatient psychiatric stay is defined by the provider type and specialty combination of provider type '02 – Psychiatric Hospital' and specialty '018 – IMD'.

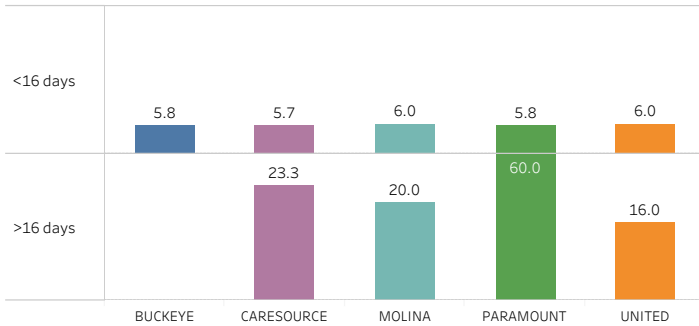
The data source for this dashboard are claims data during Q2 2020 that met the above criteria and pulled from BIAR.

Definitions

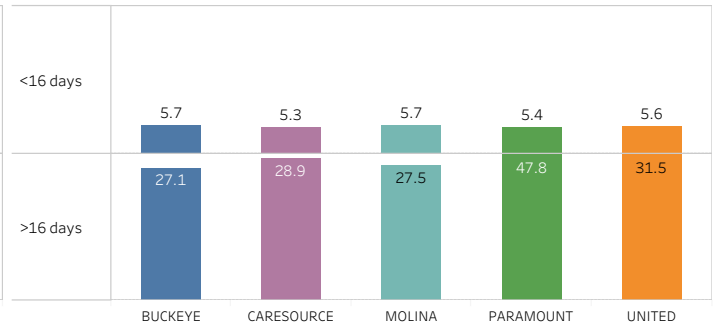
In the Medicaid Managed Care Inpatient Psychiatric dashboard, the children population is defined as those ages 0-20. The adult population is defined as those ages 21 and over. In the MyCare dashboard, the opt-in population is defined as members that have chosen one managed care plan to administer their Medicare and Medicaid benefits. The opt-out members are defined as those that have not selected to have one plan administer both their Medicare and Medicaid benefits.

Utilization of Inpt Psych by Medicaid Managed Care Members: Q2 2020

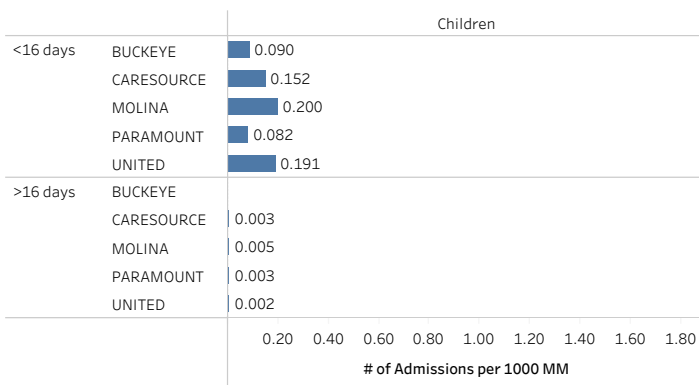
Average Length of Stay: Children (Days)



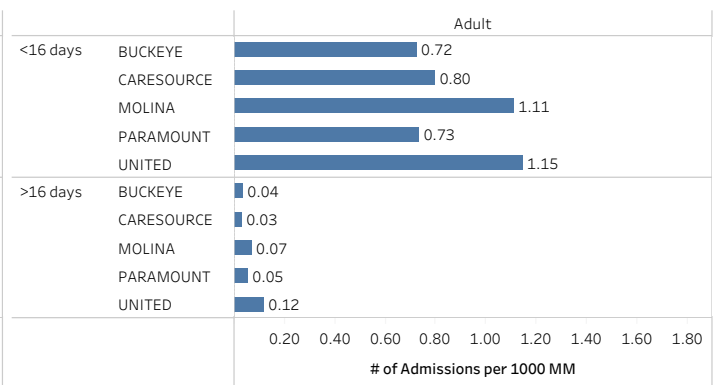
Average Length of Stay: Adult (Days)



Number of Admissions: Children



Number of Admissions: Adult



MM=Member Months. This calculation is the (# of admissions*1000)/(number of members enrolled for Q2 2020)

MM=Member Months. This calculation is the (# of admissions*1000)/(number of members enrolled for Q2 2020)