



Detailed Business Requirements Sprain/strain/non-operative fracture Episodes

a1.0 c05 d01

State of Ohio

December 30, 2019

CONFIDENTIAL AND PROPRIETARY
Any use of this material without specific permission is strictly prohibited.



Table of Contents

1. Introduction	3
1.1 <i>Versions and revisions</i>	3
1.2 <i>Scope of this document</i>	4
2. Description of the episode	7
2.1 <i>Patient journey</i>	7
2.2 <i>Sources of value</i>	9
2.3 <i>Design dimensions</i>	10
2.3.1 <i>Episode trigger</i>	10
2.3.2 <i>Episode duration</i>	12
2.3.3 <i>Claims included in episode spend</i>	13
2.3.4 <i>Episode spend</i>	15
2.3.5 <i>Principal Accountable Provider</i>	16
2.3.6 <i>Excluded episodes</i>	16
2.3.7 <i>Quality metrics</i>	19
2.3.8 <i>Risk adjustment</i>	21
2.3.9 <i>Gain and risk sharing</i>	25
3. Episode data flow	27
3.1 <i>Input data</i>	28
3.2 <i>Episode algorithm</i>	33
3.3 <i>Episode configuration</i>	33
3.4 <i>Output tables</i>	33
3.4.1 <i>Episode output table</i>	34
3.4.2 <i>PAP output table</i>	36
3.5 <i>Provider reports</i>	37
4. Algorithm logic	37
4.1 <i>Identify episode triggers</i>	37
4.2 <i>Determine the episode duration</i>	41
4.3 <i>Identify claims included in episode spend</i>	46
4.4 <i>Calculate non-risk adjusted episode spend</i>	49
4.5 <i>Identify Principal Accountable Providers</i>	52
4.6 <i>Identify excluded episodes</i>	53
4.7 <i>Identify Principal Accountable Providers who pass the quality metrics</i>	61
4.8 <i>Perform risk adjustment</i>	71
4.9 <i>Calculate gain/risk sharing amounts</i>	74

5. Glossary 77

1. INTRODUCTION

1.1 Versions and revisions

Episode design is an iterative process that typically involves multiple stakeholders. Once the design is finalized and the episode implemented, experience with the new payment model may generate new insights. The insights can in turn be leveraged to modify and improve the initial episode design. To keep track of the version of an episode used at any given time, a versioning system consisting of three numbers is employed:

- The algorithm version reflects the version of the software code used to produce the outputs for a particular episode. It is indicated by a major and minor version number, e.g., a1.1. The major algorithm version does not reset. The minor algorithm version resets when the major algorithm version is incremented.
- The configuration version reflects the version of the parameter settings and medical codes used to produce the outputs for a particular episode. The configuration includes for example the dollar amounts for the gain/risk sharing thresholds and the trigger diagnosis codes. The configuration version is indicated by a two digit number, e.g., c01. It is specific to the design decisions made by the organization that is implementing an episode and it does not reset.
- The documentation version reflects the version of the Detailed Business Requirements describing a particular episode. It is indicated by a two digit number, e.g., d01, and increments when a revision is made to the documentation without making a change to the algorithm or the configuration. It resets every time the algorithm or the configuration version changes.

Version	Date	Changes
a1.0 c01 d01	12/19/2017	■ Initial design
a1.0 c01 d02	3/13/2018	■ AKLSP: Updated codesheet to remove 1 code from associated facility list and 136 codes removed from included procedure list ■ KNEESP: Updated codesheet to remove 129 codes from the included procedures list

Version	Date	Changes
		<ul style="list-style-type: none"> ■ SHOUSP: Updated codesheet to remove 550 codes from the associated facility list and remove 9 codes from the included procedure list ■ WRISP: Updated codesheet to remove one code from the associated facility list ■ All sprains / strains / non-operative injuries: Re-risk adjusted all episodes to reflect code updates per clinical feedback process
a1.0 c04 d01	06/12/2018	<ul style="list-style-type: none"> ■ All sprains / strains / non-operative injuries: Updated the following code lists: 'Comorbidities Cancer - Diagnoses'; 'Comorbidities Cancer Active - Diagnoses'; 'Comorbidities Cancer Active - Procedures'; 'Comorbidities Coma And Brain Damage - Diagnoses'; 'Comorbidities Multiple Sclerosis - Diagnosis' ■ All sprains / strains / non-operative injuries: Updated opioid post-trigger window timing reference on parameters tab ■ All sprains / strains / non-operative injuries: Updated associated facility identification logic to use any diagnosis position in section 4.1 ■ All sprains / strains / non-operative injuries: Updated outpatient associated facility identification as well as the method for setting potential trigger start and end dates using outpatient associated facility claims in section 4.1 ■ All sprains / strains / non-operative injuries: Updated multi-injury exclusion to use inpatient claims in section 4.6
a1.0 c05 d01	12/30/2019	<ul style="list-style-type: none"> ■ DBR: Updated sections 4.9 to reflect the new pooled methodology effective for the 2019 program year.

1.2 Scope of this document

The Detailed Business Requirements (DBR) document serves as a guide to understand the definition of an episode. The DBR addresses three audiences:

- The episode owner who is accountable overall for the episode design and implementation
- The analytics team tasked with pressure testing the design of an episode and quality controlling the outputs from the episode algorithm
- The IT team tasked with implementing the algorithm to produce outputs for an episode

Section 2 of the DBR contains a description of the episode and is aimed at the episode owner and the analytics team. It addresses the following questions:

- **Patient journey:** Which patient cases are addressed by the episode?
- **Sources of value:** At which points in the patient journey do providers have most potential to improve quality of care and outcomes?
- **Design dimensions:** What decisions underlie the design of the episode?
 - Trigger: What events trigger an episode?
 - Episode duration: What is the duration of the episode?
 - Claims included and excluded: Which claims are included in or excluded from the episode spend?
 - Episode spend: How is the spend for an episode calculated?
 - Principal Accountable Provider (PAP): Which provider is primarily held accountable for the outcomes of an episode?
 - Excluded episodes: Which episodes are excluded from a PAP's average episode spend for the purposes of calculating any gain/risk sharing?
 - Quality metrics: Which quality metrics are employed to inform PAPs about their quality of care?
 - Risk adjustment: What approach is taken to adjust episodes for risk factors that cannot be directly influenced by the PAP?
 - Gain and risk sharing: How are the gain and risk sharing amounts for PAPs determined?

Section 3 of the DBR explains the data flow of an episode. It is aimed at the analytics team and the IT team and addresses the following questions:

- **Input data:** What inputs does the episode algorithm require to build the episode?
- **Episode algorithm:** What is the intent of the episode design that needs to be reflected in the software code to produce the episode outputs?
- **Episode configuration:** What parameters (e.g., dollar amounts) and medical codes (e.g., diagnosis codes) need to be specified to define the episode?
- **Outputs:** What are the outputs of an episode algorithm?
- **Provider reports:** What information is included in the provider reports?

The algorithm logic in section 4 of the DBR is aimed at the IT team. It may also be helpful to the analytics team in their communication with the IT team over the course of quality controlling an episode. The algorithm logic addresses the following questions:

- What are the logical steps the episode algorithm needs to complete in order to produce the required outputs?
- Which cases does the algorithm need to address?
- Are there exceptions to the overall logic and, if so, how are they handled?

The DBR document does not cover the following topics:

- Background on how episodes compare to the current payment system
- Clinical rationale for inclusions and exclusions
- Intermediate analyses used during design of the episode
- Meeting materials used during design of the episode
- Guidance on data collection/transformation/storage
- Guidance on the episode algorithm coding approach

2. DESCRIPTION OF THE EPISODE

2.1 Patient journey

The four distinct episodes described in this document pertain to patients who are diagnosed in an outpatient or office setting with the following:

- Shoulder sprain, strain, non-operative fracture, or other relevant diagnoses including signs and symptoms
- Wrist sprain, strain, non-operative fracture, or other relevant diagnoses including signs and symptoms
- Knee sprain, strain, non-operative fracture, or other relevant diagnoses including signs and symptoms
- Ankle sprain, strain, non-operative fracture, or other relevant diagnoses including signs and symptoms

They are collectively described in this document because they share similar designs. In practice, each of these episodes would be implemented separately, with separate risk adjustment, separate reporting, and separate thresholding. Herein, these episodes are collectively referred to as the “sprain/strain/non-operative fracture” episodes.

For the purpose of these episodes, a sprain is considered any condition involving an overstretch or tear of ligaments; a strain is any condition involving an overstretch or tear of tendons or muscles; a non-operative fracture is a closed fracture without operative treatment; and relevant diagnoses include conditions such as tendonitis (inflammation of a tendon), synovitis (inflammation of the synovial membrane), closed dislocations (joint is forced out of position), tears (injuries to tendon). The signs and symptoms of those conditions may include pain, swelling, bruising, or limited ability to move and use the affected area.

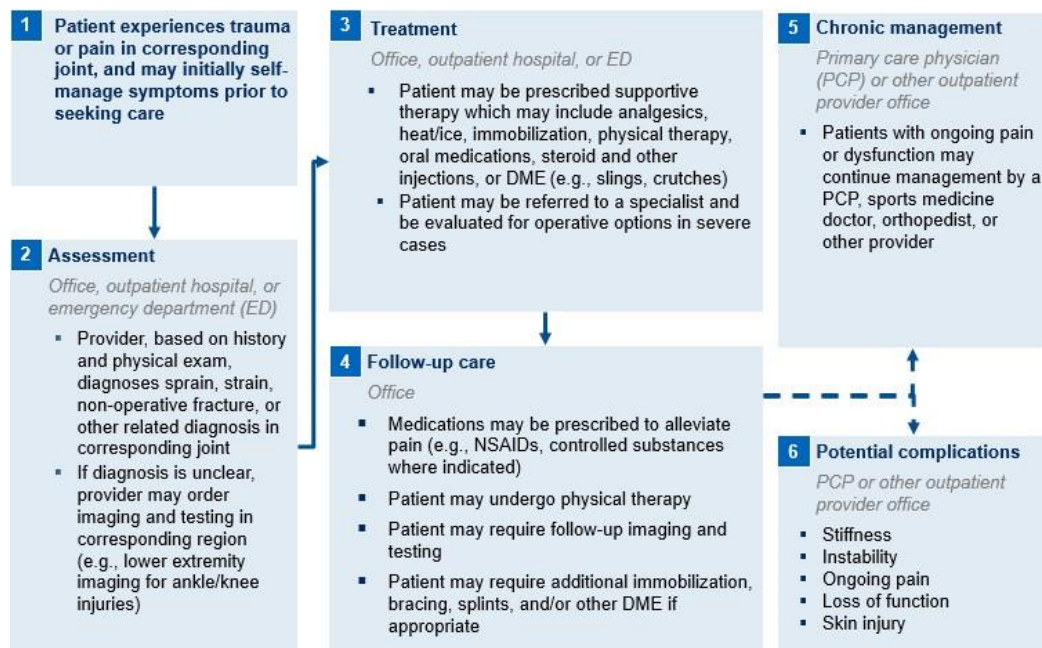
Separate configuration files are provided for the shoulder, wrist, knee, and ankle sprain/strain/non-operative fracture episodes. Providers will receive separate reports for shoulder, wrist, knee, or ankle sprain/strain/non-operative fracture episodes.

As depicted in Exhibit 1, the patient journey begins when a patient presents with signs or symptoms of a sprain, strain, non-operative fracture, or other relevant diagnoses of the shoulder, wrist, knee, or ankle. The patient may receive a

physical exam and review of patient history in order to inform the provider’s diagnosis. In some cases, the patient may receive imaging to assess potential fractures or evaluate more complex cases. The patient may receive treatment according to rest, ice, compression, and elevation (R.I.C.E.) guidelines or be prescribed immobilization, steroid injections, equipment, or other therapies. Some patients may also be prescribed analgesic medications or undergo physical therapy. For severe cases, patients may be referred to a specialist and/or undergo an evaluation for potential operative treatment.

Following the initial diagnosis and care, the patient may seek ongoing management from a primary care provider, sports medicine provider, orthopedist, or other providers if the pain or dysfunction in the corresponding joint persists. Potential complications could include stiffness, instability, ongoing pain, loss of function, or skin injury at the corresponding joint.

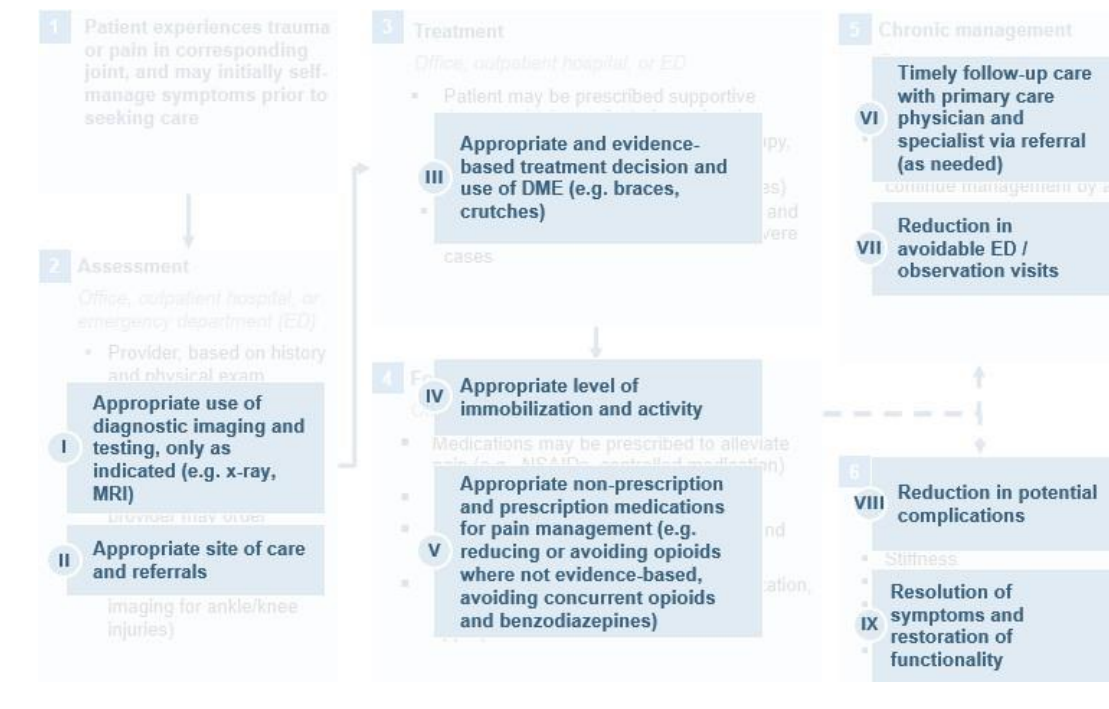
EXHIBIT 1 – PATIENT JOURNEY FOR THE SPRAIN/STRAIN/NON-OPERATIVE FRACTURE EPISODES



2.2 Sources of value

In treating patients diagnosed with a sprain, strain, non-operative fracture, or other relevant diagnoses of the shoulder, wrist, knee, or ankle, providers have several opportunities to improve the quality of care and reduce unnecessary spend associated with the episodes, as depicted in Exhibit 2. Important sources of value include the provider's ordering imaging only when indicated and using only the appropriate modality of imaging. Using appropriate site of care and referrals can help reduce unnecessary spend. Additionally, the provider can take only the most appropriate treatment approach, such as prescribing appropriate durable medical equipment (DME) and pain relief medications, and limiting the usage of narcotics. Furthermore, there is an opportunity for the provider to improve patient education and/or counseling, which could help patients in resolving symptoms, restoring full functionality, and avoiding repeated injuries. Through appropriate care, providers have the opportunity to reduce the likelihood of avoidable complications and decrease costs.

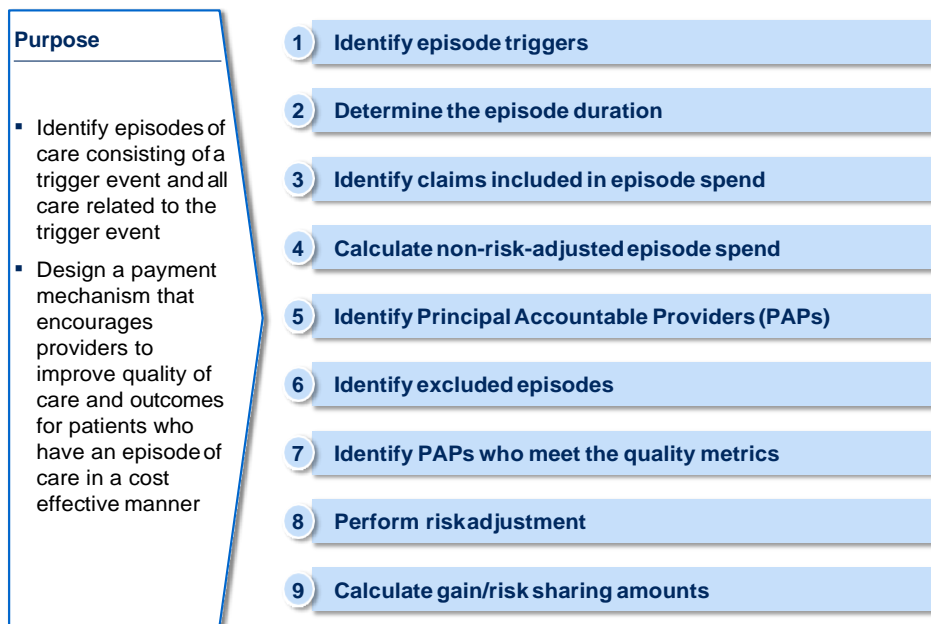
EXHIBIT 2 – SOURCES OF VALUE FOR THE SPRAIN/STRAIN/NON-OPERATIVE FRACTURE EPISODES



2.3 Design dimensions

Designing and building the shoulder, wrist, knee, and ankle sprain/strain/non-operative fracture episodes comprises nine dimensions, as depicted in Exhibit 3. Each dimension is associated with a set of data manipulations that convert the data inputs to the desired data outputs. Section 3 provides additional details on the episode data flow.

EXHIBIT 3 – EPISODE DESIGN DIMENSIONS



2.3.1 Episode trigger

A potential trigger for a shoulder, wrist, knee, or ankle sprain/strain/non-operative fracture episode is a professional claim with an emergency department, observation room, urgent care center, home care, or office evaluation and management (E&M) visit for a sprain, strain, non-operative fracture, or other relevant diagnoses of the shoulder, wrist, knee, or ankle, that meets one of the following conditions:

- Has a sprain/strain/non-operative fracture-specific trigger diagnosis code in the primary diagnosis field

- Has a sprain/strain/non-operative fracture-contingent trigger diagnosis code of pain in a primary position and at least one of the sprain/strain/non-operative fracture-specific trigger diagnosis codes in a secondary diagnosis field on the same claim, contingent trigger diagnosis codes and trigger diagnosis code should be on the same joint.

A potential trigger may also have an associated facility claim that has a relevant diagnosis code in any field. If no associated facility claim is present, the professional claim must have a place of service code indicating an office visit.

For the purpose of these episodes, triggering diagnoses for each joint are described below.

- **The shoulder sprain/strain/non-operative fracture episode** includes diagnoses for shoulder sprains/strains, shoulder capsulitis, closed dislocations of the shoulder, closed fractures of the humerus, closed fractures of the scapula, shoulder synovitis, shoulder tears and shoulder tendonitis. Shoulder pain can also be a triggering diagnosis contingent on a previously mentioned diagnosis.
- **The wrist sprain/strain/non-operative fracture episode** includes diagnoses for wrist sprains/strains, hand sprains/strains, closed dislocations of the hand, closed fractures of the wrist, closed fractures of the hand, closed fractures of the radius/ulna shaft, hand synovitis, wrist synovitis, wrist tear, and wrist tendonitis. Forearm pain can also be a triggering diagnosis contingent on a previously mentioned diagnosis.
- **The knee sprain/strain/non-operative fracture episode** includes diagnoses for knee sprains/strains, knee bursitis, closed dislocations of the knee, closed dislocations of the patella, closed fractures of the femoral condyle, closed fractures of the patella, closed fractures of the tibia/fibula, stress fractures of the tibia/fibula, lower leg/thigh synovitis, knee tears, and knee tendonitis. Lower leg pain can also be a triggering diagnosis contingent on a previously mentioned diagnosis.
- **The ankle sprain/strain/non-operative fracture episode** includes diagnoses for ankle sprains/strains, foot sprains/strains, closed fractures of the ankle, closed fractures of the fibula, ankle synovitis, ankle tears, and ankle tendonitis. Ankle pain can also be a triggering diagnosis contingent on a previously mentioned diagnosis.

The trigger diagnosis codes, contingent trigger diagnosis codes, relevant diagnosis codes used to identify associated facilities, and the evaluation and management trigger procedure codes common to these episodes are listed in the respective configuration files under “Trigger Diagnosis Codes”, “Contingent Trigger Diagnosis Codes”, “Associated Facility Diagnosis Codes”, and “Triggering Evaluation and Management Codes”. Claim types referenced throughout the DBR are defined in the glossary.

2.3.2 Episode duration

The duration of a shoulder, wrist, knee, or ankle sprain/strain/non-operative fracture episode comprises the trigger window and the post-trigger window. The overall duration of the episode is referred to as the episode window.

- **Pre-trigger window:** These episodes do not have a pre-trigger window.
- **Trigger window:** The trigger window begins on the first day of a potential trigger that constitutes an episode and ends on the last day of a potential trigger that constitutes an episode.
- **Post-trigger window:** The post-trigger window begins the day after the trigger window ends and extends for 30 days for these episodes. If a hospitalization begins on or before the 30th day of the post-trigger window and extends beyond the 30th day (i.e., is ongoing on the 30th day of the post-trigger window), then the post-trigger window is extended until discharge from the hospitalization. Extending the episode in this way may only occur once per episode and does not lead to further extensions.
- **Clean period:** These episodes do not have clean period.

Based on the definitions of the trigger window, potential triggers are divided into trigger sprain/strain/non-operative fracture and repeat sprain/strain/non-operative fracture:

- **Trigger sprain/strain/non-operative fracture:** Potential triggers that do not occur during another episode constitute the trigger of a new episode.
- **Repeat sprain/strain/non-operative fracture:** Potential triggers that occur during the post-trigger window of an episode do not constitute the trigger of a new episode.

2.3.3 Claims included in episode spend

Episode spend is calculated on the basis of claims directly related to or stemming from the patient's sprain, strain, non-operative fracture, or other relevant diagnoses of the shoulder, wrist, knee, or ankle. Claims that are included in the calculation of episode spend are referred to as included claims. Claims that are not included in the calculation of episode spend are referred to as excluded claims. The criteria to identify included claims depend on the time window during which a claim occurs.

- **Pre-trigger window:** These episodes do not have pre-trigger windows.
- **Trigger window:** Inpatient, outpatient, professional, and pharmacy claims during the trigger window that are relevant to the care for sprains/strains/non-operative fractures are included claims. Included claims during the episode window fall into the following groups:
 - Included hospitalizations: Hospitalizations are included in the calculation of episode spend if they are related to the episode. Hospitalizations that are related to the episode or that are the result of a complication are identified using an included diagnosis code in the primary diagnosis field of an inpatient claim. All inpatient claims that are part of an included hospitalization are included claims. Hospitalizations without an included diagnosis code in the primary diagnosis field are considered unrelated hospitalizations and are not included in the calculation of episode spend.
 - Included diagnoses: Outpatient and professional claims with an included diagnosis code in the primary diagnosis fields are included claims. All detail lines in the included outpatient or professional claim are included detail lines.
 - Included medical procedures: Outpatient and professional claim detail lines with included imaging, testing, and other relevant procedures are included detail lines.
 - Included medications: Pharmacy claims with an included medication codes are included claims.
 - Excluded emergency department facility spend: The facility component of emergency department E&M care is not included in episode spend during the trigger window, regardless of other inclusion logic. Outpatient claim detail lines with emergency department, observation room, and urgent care center E&M codes are not included.

- **Post-trigger window:** Inpatient, outpatient, professional, and pharmacy claims during the post-trigger window that are relevant to the care for sprains/strains/non-operative fractures are included claims. Included claims during the episode window fall into the following groups:
 - Included hospitalizations: Hospitalizations are included in the calculation of episode spend if they are related to the episode. Hospitalizations that are related to the episode or that are the result of a complication are identified using an included diagnosis code in the primary diagnosis field of an inpatient claim. All inpatient claims that are part of an included hospitalization are included claims. Hospitalizations without an included diagnosis code in the primary diagnosis field are considered unrelated hospitalizations and are not included in the calculation of episode spend.
 - Included diagnoses: Outpatient and professional claims with an included diagnosis code in the primary diagnosis fields are included claims. All detail lines in the included outpatient or professional claim are included detail lines.
 - Included medical procedures: Outpatient and professional claim detail lines with included imaging, testing, and other relevant procedures are included detail lines.
 - Included medications: Pharmacy claims with an included medication code are included claims.

The one exception to the above logic are claims related to transportation and vaccines, which are always excluded claims when the procedures occur on outpatient and professional claims.

The codes used to identify included diagnoses, included procedures, included medications, excluded emergency department facility spend, excluded transportation, and excluded vaccines are listed in the respective configuration files under “Included Diagnoses”, “Included Procedures”, “Included Medications”, “Excluded ED Observation Room And Urgent Care Center Facility Procedures”, “Excluded Transportation Procedures”, “Excluded Vaccine Administrations”.

2.3.4 Episode spend

The episode spend is the amount that reflects the totality of spend for included claims. Since the totality of spend for included claims is not risk-adjusted, it is referred to as non-risk-adjusted episode spend. Based on the available data, Ohio Medicaid calculates the non-risk-adjusted episode spend as the sum of the allowed amount for included claims from Medicaid Fee For Service (FFS) and the sum of the paid amount for included claims from Medicaid Managed Care Plans (MCPs). Given variation in data and payment practices, payers should use their judgment in determining which fields to utilize so as to best reflect the entire spend of an episode.

To remove variation in inpatient spend that is intentionally not addressed by the episode-based payment model, spend for included, DRG-paid inpatient claims is calculated by summing the APR-DRG base payment and the APR-DRG outlier payment for each included, DRG-paid inpatient claim. Medical education and capital expenditure payments are not included in non-risk-adjusted episode spend.

The non-risk-adjusted episode spend is calculated overall and by claim type, by window during the episode, and by claim type and window during the episode.

For the purpose of risk-adjustment only, a separate measure of episode spend, referred to as normalized-non-risk-adjusted episode spend, is used. Normalized-non-risk-adjusted episode spend is calculated using normalized APR-DRG base rates for DRG-paid inpatient claims to remove variation in unit prices before performing risk adjustment. DRG-exempt inpatient, outpatient, professional, and pharmacy spend is calculated the same way for normalized-non-risk-adjusted episode spend as for non-risk-adjusted episode spend.

To calculate the DRG-paid inpatient spend component of normalized-non-risk-adjusted episode spend the APR-DRG base payment for each included DRG-paid inpatient claim is normalized using the following method: The normalized base rate is calculated as the average hospital base rate across all DRG-paid inpatient claims weighted by the volume of DRG-paid inpatient claims. The DRG base payment on each DRG-paid inpatient claim is then multiplied by the ratio of the normalized base rate to the actual base rate of each hospital. Outlier payments, if present, are added unchanged. The medical education payment and the capital expenditure payment are not included in normalized-non-risk-adjusted episode spend.

2.3.5 Principal Accountable Provider

The Principal Accountable Provider (PAP) is the provider deemed to be in the best position to influence the quality and cost of care for a patient with a sprain/strain/non-operative fracture of the shoulder, wrist, knee, or ankle. The PAP is the provider who diagnosed the patient, who is most commonly a primary care provider. The PAP is identified using the billing provider ID on the professional claim which triggered the episode.

2.3.6 Excluded episodes

Episode exclusions ensure that the remaining episodes are comparable to each other and allow fair comparisons between patient panels. After all exclusions that identify invalid episodes have been applied, a set of valid episodes remains. The valid episodes form the basis to assess the performance of PAPs.

■ **Business exclusions:**

- Dual eligibility: An episode is excluded if a patient has dual coverage by Medicaid and Medicare at any time during the episode window. The configuration files list the codes used to identify dual eligible beneficiaries under “Business Exclusions - Duals.”
- FQHC/RHC: An episode is excluded if the PAP is classified as a federally qualified health center or rural health clinic. The configuration files list the codes used to identify FQHCs and RHCs under “Business Exclusions – FQHC and RHC.”
- Incomplete episodes: An episode is excluded if the non-risk-adjusted episode spend (not the risk-adjusted episode spend) is less than the incomplete episode threshold. Spend less than the incomplete episode threshold may be an indication that claims are miscoded or incomplete. The incomplete episode threshold was set at the cost of the minimum services required to treat an episode. The incomplete episode threshold is listed as a parameter in the configuration files under “06 - Excluded Episodes.”
- Inconsistent enrollment: An episode is excluded if there are gaps in full Medicaid coverage (FFS or with an MCP) of the patient during the

episode window. The configuration files list the codes used to identify beneficiaries with inconsistent enrollment under “Business Exclusions – Inconsistent Enrollment.”

- Long hospitalization: An episode is excluded if a hospitalization longer than (>) 30 days occurs during the episode window.
- Long-term care: An episode is excluded if long-term care occurs during the episode window.
- Missing APR-DRG: An episode is excluded if a DRG-paid inpatient claim during the episode is missing the APR-DRG and severity of illness.
- Multiple payers: An episode is excluded if a patient changes enrollment between MCPs during the trigger window or the post-trigger window(s) (if applicable). The rules to attribute an episode to a payer are described in the glossary under “Payer Attribution.”
- No PAP: An episode is excluded if the billing provider number is not available.
- PAP out of state: An episode is excluded if the PAP’s practice address is outside Ohio.
- Third-party liability: An episode is excluded if third-party liability charges are present on any claim or claim detail line during the episode window or if the patient has relevant third-party coverage at any time during the episode window.

■ **Clinical exclusions:**

- Age: An episode is excluded if the patient is older than 64 (>64) years of age.
- Comorbidity: An episode is excluded if the patient has one or more of the following comorbidities during a specified time window. The configuration files list the comorbidity codes and time windows under “Comorbidities <Comorbidity Name> - <Procedures or Diagnoses>.” Comorbidity codes are searched for on inpatient, outpatient, and professional claims.

The comorbidity exclusions for the sprain/strain/non-operative fracture episodes are:

- Cancer under active management during the episode window or during the 90 days before the episode window
 - Coma or brain damage during the episode window or during the 365 days before the episode window
 - Cystic fibrosis during the episode window or during the 365 days before the episode window
 - End stage renal disease (ESRD) during the episode window or during the 365 days before the episode window
 - Human immunodeficiency virus (HIV) during the episode window or during the 365 days before the episode window
 - Injuries on three or more body parts during the episode window
 - Knee arthroscopy during the episode window (only apply to knee sprain/strain/non-operative fracture episode)
 - Multiple Sclerosis during the episode window or during the 365 days before the episode window
 - Organ transplant during the episode window or during the 365 days before the episode window
 - Paralysis during the episode window or during the 365 days before the episode window
 - Operative treatments on the same joint during the episode window
 - Upper extremity deformities during the episode window or during the 365 days before the episode window (only apply to shoulder sprain/strain/non-operative fracture episode)
- Death: An episode is excluded if the patient has a discharge status of “expired” on any inpatient or outpatient claim during the episode window or has a date of death before the end of the episode window.
 - Inpatient admission: An episode is excluded if the patient has an admission during the trigger window.
 - Left against medical advice: An episode is excluded if a patient has a discharge status of “left against medical advice or discontinued care” on any inpatient or outpatient claim during the episode window.
 - Multiple other comorbidities: An episode is excluded if it is affected by too many risk factors to reliably risk adjust the episode spend. The

configuration files list the number of risk factors beyond which an episode is excluded as a parameter under “Excluded Episodes.”

- Overlaps among the shoulder, wrist, knee, and ankle sprain/strain/non-operative fracture episodes: An episode is excluded from the less complex episode if the patient has two concurrent episodes of different joint areas. The hierarchy of complexity, which is determined by greater clinical considerations and episode spend, is, from highest to lowest: shoulder, knee, ankle, and then wrist.

■ **Outliers:**

- High outlier: An episode is excluded if the risk-adjusted episode spend (not the non-risk-adjusted episode spend) is greater than the high outlier threshold. The high outlier threshold was set based on analyses of episode spend distributions for episodes that ended between October 2014 and September 2015, inclusive. It was set at three standard deviations above the average risk-adjusted episode spend for otherwise valid episodes. The high outlier threshold is listed as a parameter in the configuration files under “High Outlier.”

2.3.7 Quality metrics

A PAP must pass all quality metrics tied to gain sharing to be eligible for gain sharing. PAPs also receive information on additional quality metrics that allow them to assess their performance, but do not affect their eligibility to participate in gain sharing. Quality metrics are calculated for each individual PAP across valid or total episodes attributed to the PAP. The quality metrics are based on information contained in the claims filed for each patient. Additional information on how the quality metrics could be tied to gain sharing is provided in section 2.3.9 (“Gain and risk sharing”).

■ **Quality metrics tied to gain sharing for sprain/strain/non-operative fracture episodes:**

- Quality metric 1: Average difference in morphine equivalent dose (MED)/day during the post-trigger opioid window and the pre-trigger opioid window, across valid episodes with at least one opioid prescription. The opioid windows are defined in detail in section 4.7. The codes used to identify opioids are included in the CDC Oral Morphine Milligram Equivalents file.

- **Quality metrics not tied to gain sharing (i.e., included for information only) for sprain/strain/non-operative fracture episodes:**
 - Quality metric 2: Average MED/day during the opioid pre-trigger window. The opioid windows are defined in detail in section 4.7. The codes used to identify opioids are included in the CDC Oral Morphine Milligram Equivalents file.
 - Quality metric 3: Average MED/day during the post-trigger opioid window. The opioid windows are defined in detail in section 4.7. The codes used to identify opioids are included in the CDC Oral Morphine Milligram Equivalents file.
 - Quality metric 4: Of the valid episodes with a diagnosis of sprain or strain, the percentage of which had x-ray imaging during the episode window. The codes used to identify sprains / strains and x-ray imaging are listed in the configuration file under “Quality Metric 04 Sprains and Strains” and “Quality Metric 04 X-rays” respectively.
 - Quality metric 5: Of the valid episodes with an MRI, the percentage of which had x-ray or ultrasound imaging up to 60 days prior to the MRI. The codes used to identify MRI imaging and X-ray / ultrasound imaging are listed in the configuration file under “Quality Metric 05 MRIs” and “Quality Metric 05 X-rays and Ultrasounds” respectively.
 - Quality metric 6: Percentage of valid episodes with an ED visit during the post-trigger window. Codes used to identify emergency department visits are listed in the configuration file under “Quality Metric 06 ED Visits”.
 - Quality metric 7: Percentage of valid episodes with both an opioid prescription and a benzodiazepine prescription filled during the episode window. The codes used to identify opioids and benzodiazepines are listed in the configuration file under “Quality Metric 07 & 08 Opioids” and “Quality Metric 07 Benzodiazepines”, respectively.
 - Quality metric 8: Percent of episodes with a filled opioid prescription during the episode window among patients that did not have a filled opioid prescription during 90 days before the episode. The codes used to identify opioids are listed in the configuration file under “Quality Metric 07 & 08 Opioids”.

2.3.8 Risk adjustment

Principal Accountable Providers (PAPs) participating in episode-based payment models are compared based on their performance on quality metrics and based on the average spend for episodes treated by each PAP. The credibility and effectiveness of an episode-based payment model therefore rests on the comparability and fairness of the episode spend measure used in the comparisons. Risk adjustment is one of several mechanisms that episode-based payment models may use to achieve comparability in episode spend across PAPs.

Risk adjustment specifically captures the impact on episode spend of documented clinical risk factors that typically require additional care during an episode and are outside the control of the PAP. The goal of risk adjustment is to account for different levels of medical risk across patient panels and, by doing so, reduce incentives for tactical selection of patients (i.e., avoiding riskier and more costly patients) when payments are tied to episode spend performance.

Risk factors and risk coefficients are identified in an iterative process informed by medical best practice, expert opinion, and statistical testing. The risk coefficients are used to calculate a risk score for each episode given the risk factors that are present for the episode. The risk score represents the ratio of the expected episode spend when no risk factors are present to the expected episode spend given the set of risk factors present for the episode. Multiplying the observed episode spend by the risk score results in the risk-adjusted episode spend. Risk-adjusted episode spend represents how much spend would have been incurred during the episode had there been no risk factors present, all other things being equal. By minimizing the effect of clinically documented medical risk that is outside the control of the PAP on episode spend, risk-adjustment contributes to the fairness of the episode spend comparisons that underlie episode-based payment models.

For additional details on the risk adjustment process, please refer to the document “Supporting documentation on episode risk adjustment.”

This process was conducted as part of episode design by the Ohio Department of Medicaid. Risk factors and coefficients derived from this process are included in the accompanying configuration files. At this time it is not expected that individual payers run their own risk adjustment process for the Ohio Medicaid population.

For the purpose of these episodes, the same list of risk factors were tested in the four separate risk adjustment models of the four sprain/strain/non-operative fracture episodes, except a few risk factors that were anatomically different (e.g., cruciate ligament knee sprain for the knee sprain/strain/non-operative fracture episode). The following lists contain the risk factors that were selected in the final risk adjustment models for the four sprain/strain/non-operative fracture episodes:

- Risk factors for shoulder sprain/strain/non-operative fracture:
 - Age under 4 years
 - Age 15 to 19 years
 - Age 30 to 34 years
 - Age 35 to 39 years
 - Age 40 to 44 years
 - Age 45 to 49 years
 - Age 50 to 54 years
 - Age 55 to 59 years
 - Age 60 to 64 years
 - Acute renal failure
 - Anemia
 - Arthritis
 - Chronic kidney diseases
 - Chronic obstructive pulmonary disease (COPD)
 - Diabetes with complications
 - Initial presentation of 2 injuries on different anatomic locations
 - Epilepsy
 - Immunity disorders
 - Obesity
 - Other hereditary and degenerative nervous system conditions
 - Peripheral neuropathy
 - Previous multi-injury

- Spinal deformity
- Tobacco use
- Triggered by dislocation
- Triggered by humerus fracture
- Triggered by scapula fracture
- Risk factors for wrist sprain/strain/non-operative fracture:
 - Age 5 to 9 years
 - Anemia
 - Arthritis
 - COPD
 - Diabetes with complications
 - Initial presentation of 2 injuries on different anatomic locations
 - Epilepsy
 - Obesity
 - Other hereditary and degenerative nervous system conditions
 - Spinal deformity
 - Tobacco use
 - Triggered by dislocation
 - Triggered by hand fracture
 - Triggered by radius ulna fracture
 - Triggered by wrist fracture
- Risk factors for knee sprain/strain/non-operative fracture:
 - Age 40 to 44 years
 - Anemia
 - Arthritis
 - Cruciate ligament knee sprain
 - Initial presentation of 2 injuries on different anatomic locations
 - Obesity

- Other hereditary and degenerative nervous system conditions
- Tobacco use
- Triggered by patella dislocation
- Triggered by patella fracture
- Triggered by tibia and fibula
- Triggered by knee tears
- Risk factors for ankle sprain/strain/non-operative fracture:
 - Age 15 to 19 years
 - Age 20 to 24 years
 - Age 25 to 29 years
 - Age 30 to 34 years
 - Age 35 to 39 years
 - Age 40 to 44 years
 - Age 45 to 49 years
 - Age 50 to 54 years
 - Age 55 to 59 years
 - Acute renal failure
 - Anemia
 - Arthritis
 - Congenital musculoskeletal disorder
 - Congestive heart failure
 - COPD
 - Crushing injury
 - Diabetes with complications
 - Epilepsy
 - Immunity disorders
 - Initial presentation of 2 injuries on different anatomic locations
 - Osteomyelitis

- Previous multi-injury
- Gender: female
- Triggered by ankle fracture
- Triggered by tibia fibula shaft fracture

Except for the gender and age ranges, the time period during which risk factors must be present can be found in the configuration files under the column “Time Period.” Member age is defined in the glossary. The risk coefficients associated with each risk factor are listed as parameters in the configuration files under “Risk Adjustment.”

2.3.9 Gain and risk sharing

The State of Ohio and the MCPs will send provider reports to PAPs to inform them about their performance in the episode-based payment model. Providers will receive separate reports for shoulder, wrist, knee, or ankle sprain/strain/non-operative fracture episodes. A detailed description of the provider reports is beyond the scope of the Detailed Business Requirements. Please refer to the “Episode of Care Payment Report Sample” provided separately as a general guide for the layout and metrics of the provider reports. At some point after thresholds are set, provider reports will include gain/risk sharing information. Gain/risk sharing is determined based on the comparison of the average risk-adjusted episode spend for valid episodes of each PAP to three pre-determined thresholds. The thresholds and relevant calculations are detailed below. Note that, throughout this section, the average risk-adjusted episode spend for valid episodes will be referred to as the ‘average risk-adjusted spend’:

- **Acceptable threshold:** PAPs with an average risk-adjusted spend above the acceptable threshold and that also have a minimum of five valid episodes during the performance period owe a risk-sharing payment.
- **Commendable threshold:** PAPs with an average risk-adjusted spend between the commendable threshold and above the gain sharing limit threshold that also have a minimum of five valid episodes and pass the quality metrics tied to gain sharing during the performance period receive a gain sharing payment.

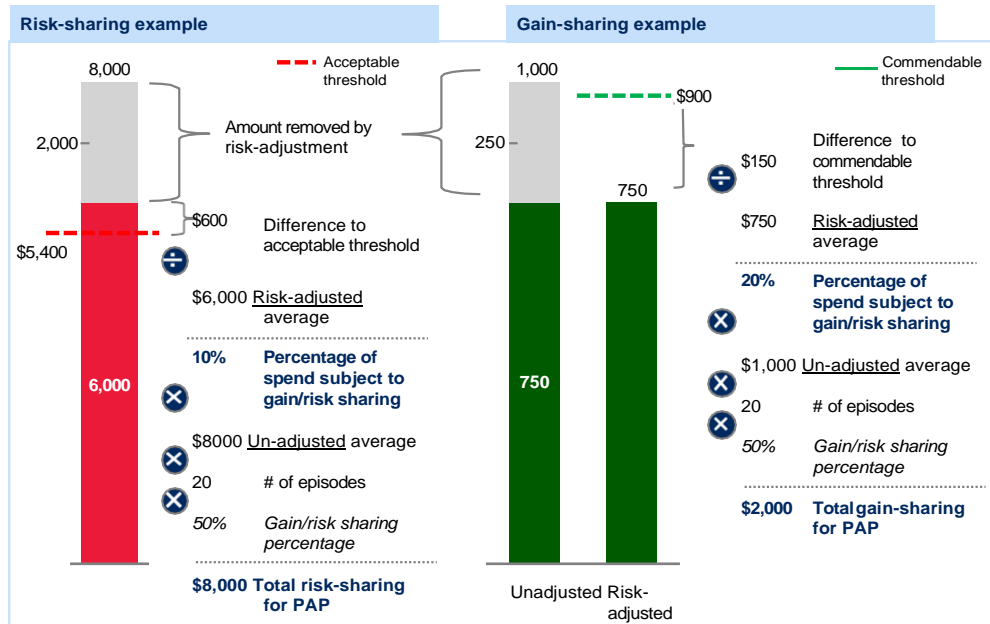
- **Gain sharing limit threshold:** PAPs with an average risk-adjusted spend below the gain sharing limit threshold that also have a minimum of five valid episodes and pass the quality measures tied to gain sharing receive a gain sharing payment that is proportional to the difference between the commendable threshold and the gain sharing limit as a percentage of average risk-adjusted episode spend.

PAPs with an average risk-adjusted episode spend between the acceptable and commendable thresholds may neither owe a risk sharing payment nor receive a gain sharing payment.

The gain or risk sharing payment of each PAP is calculated based on episodes that ended during a performance period of a certain length (e.g., 12 months). The calculation of the gain or risk sharing payment is as follows (see Exhibit 4):

- **Risk sharing:** The calculation of the risk-sharing amount involves multiplying the percentage of spend subject to risk-sharing by the total non-risk-adjusted episode spend for all valid episodes of the PAP and the risk-sharing proportion (e.g., 50%). The percentage of spend subject to risk-sharing is the difference between the PAP's risk-adjusted spend and the acceptable threshold as a percentage of the PAP's risk-adjusted spend.
- **Gain sharing:** The calculation of the gain-sharing amount involves multiplying the percentage of spend subject to gain sharing by both a PAP's total non-risk-adjusted episode spend for valid episodes and the gain-sharing proportion (e.g., 50%). The calculation of the percentage of spend subject to gain sharing depends on whether the PAP's average risk-adjusted spend is above or below the gain-sharing limit:
 - If a PAP's average risk-adjusted spend is above the gain sharing limit, the percentage of spend subject to gain-sharing is the difference between the PAP's average risk-adjusted spend and the commendable threshold as a percentage of the PAP's average risk-adjusted spend.
 - If the PAP's average risk-adjusted spend is below the gain sharing limit, the percentage of spend subject to gain sharing is the difference between the gain sharing limit and the commendable threshold as a percentage of the PAP's average risk-adjusted spend.

EXHIBIT 4 – CALCULATION OF RISK- AND GAIN-SHARING PAYMENTS



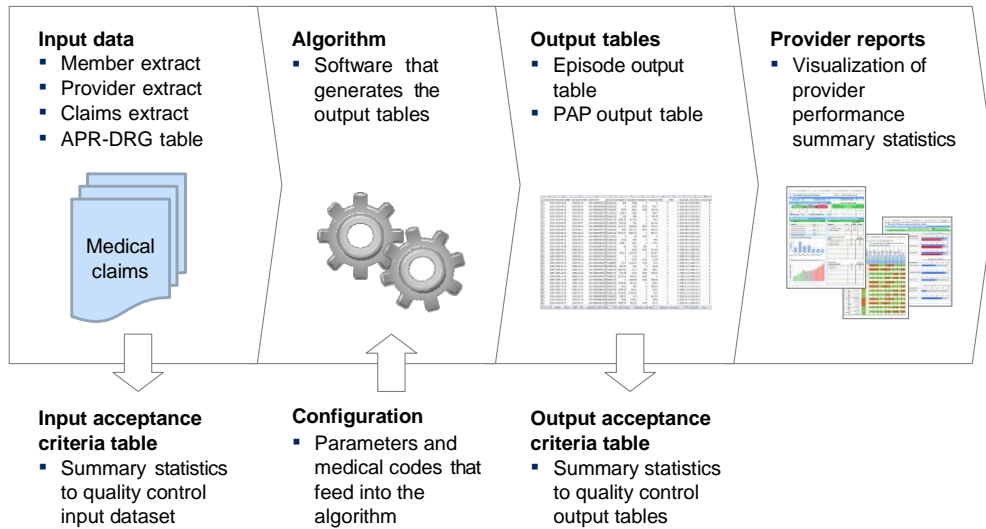
3. EPISODE DATA FLOW

The analytics underlying an episode-based payment model are performed by an episode algorithm. The algorithm takes an input dataset, transforms the data in accordance with the intent of the episode design, and produces a set of output tables (Exhibit 5). The output tables are used to create provider reports.

Several of the episode design dimensions require input parameters such as age ranges and medical codes such as diagnosis, procedure, and medication codes to specify the intent of the episode. The parameters and medical codes are provided in the episode configuration.

It is recommended that the episode data flow include two elements for quality assurance: (1) An input acceptance criteria table to assess the content and quality of the input dataset. (2) An output acceptance criteria table to assess the content and quality of the output tables. It is the responsibility of each payer to determine the details of appropriate quality assurance measures.

EXHIBIT 5 – EPISODE DATA FLOW



3.1 Input data

To build an episode, the following input data are needed:

- **Member Extract:** List of patients and their health insurance enrollment information.
- **Provider Extract:** List of participating providers and their addresses.
- **Claims Extract:** Institutional claims (UB-04 claim form), professional claims (CMS1500 claim form), and pharmacy claims (NCPDP claim form) at the patient level.
- **APR-DRG Base Rate Table:** Table containing the APR-DRG base rate for each DRG-paid provider.
- **CDC Oral Morphine Milligram Equivalents File:** Tables containing factors for converting drugs to morphine milligram equivalents.

The table below lists the required input fields using the source field abbreviations and source table names provided in the Ohio Vendor Extracts Companion Guides. The algorithm logic (section 4) describes the use of each

input field. In the algorithm logic, input fields are referred to by the “Source field name in DBR” and written in italics.

Table – Input fields

Source field name in DBR	Source field abbreviation OH Medicaid	Source table names OH Medicaid
Member Extract		
Member ID	ID_MEDICAID	DSS.T_RE_BASE_DN
Eligibility Start Date	DTE_EFFECTIVE	DSS.T_RE_AID_ELIG_DN
Eligibility End Date	DTE_END	DSS.T_RE_AID_ELIG_DN
Aid Category	CDE_AID_CATEGORY	DSS.T_RE_AID_ELIG_DN
MCP Start Date	DTE_EFFECTIVE	DSS.T_RE_PMP_ASSIGN
MCP End Date	DTE_END	DSS.T_RE_PMP_ASSIGN
Date Of Birth	DTE_BIRTH	DSS.T_RE_BASE_DN
Date Of Death	DTE_DEATH	DSS.T_RE_BASE_DN
Member Gender	CDE_SEX	DSS.T_RE_BASE_DN
TPL Effective Date	DTE_TPL_EFFECTIVE	DSS.T_COVERAGE_XREF
TPL End Date	DTE_TPL_END	DSS.T_COVERAGE_XREF
Coverage Type	CDE_COVERAGE	DSS.T_COVERAGE_XREF
Provider Extract		
Provider ID	ID_PROVIDER_MCAID	DSS.T_PR_SVC_LOC_DN
Provider Name	NAME	DSS.T_PR_APPLN
Practice Address Line 1	ADR_MAIL_STRT1	DSS.T_PR_ADR_DN
Practice Address Line 2	ADR_MAIL_STRT2	DSS.T_PR_ADR_DN
Practice City	ADR_MAIL_CITY	DSS.T_PR_ADR_DN
Practice State	ADR_MAIL_STATE	DSS.T_PR_ADR_DN
Practice Zip Code	ADR_MAIL_ZIP	DSS.T_PR_ADR_DN
Claims Extract		
Internal Control Number	NUM_ICN	DSS.T_CA_ICN
FFS Or MCP Indicator	IND_CLAIM	DSS.T_CA_ICN
MCP ID	ID_PROVIDER_MCAID	T_CA_PROV_KEY T_CA_ICN.MCO_PROV_KEY
Header Or Detail Indicator	IND_HDR_DTL	DSS.T_CA_IND_KEY
Claim Type	CDE_CLM_TYPE	DSS.T_CA_CLAIM_KEY
Header Paid Status	CDE_HDR_STATUS	DSS.T_CA_CLAIM_KEY
Detail Paid Status	CDE_DTL_STATUS	DSS.T_CA_CLAIM_KEY
Member ID	ID_MEDICAID	DSS.T_CA_ICN
Billing Provider ID	ID_PROVIDER_MCAID	T_CA_PROV_KEY T_CA_ICN.BILL_PROV_KEY

Source field name in DBR	Source field abbreviation OH Medicaid	Source table names OH Medicaid
Billing Provider Type	CDE_PROV_TYPE_PRIM	DSS.T_CA_PROV_KEY T_CA_ICN.BILL_PROV_KEY
Billing Provider Specialty	CDE_PROV_SPEC_PRIM	DSS.T_CA_PROV_KEY T_CA_ICN.BILL_PROV_KEY
Attending Provider ID	ID_PROVIDER_MCAID	T_CA_PROV_KEY T_CA_ICN.REFER_PROV_KEY
Rendering Provider ID	ID_PROVIDER_MCAID	T_CA_PROV_KEY T_CA_ICN.PERF_PROV_KEY
Header From Date Of Service	DTE_FIRST_SVC_H	DSS.T_CA_ICN
Header To Date Of Service	DTE_LAST_SVC_H	DSS.T_CA_ICN
Detail From Date Of Service	DTE_FIRST_SVC_D	DSS.T_CA_ICN
Detail To Date Of Service	DTE_LAST_SVC_D	DSS.T_CA_ICN
Admission Date	DTE_ADMISSION	DSS.T_CA_ICN
Discharge Date	DTE_DISCHARGE	DSS.T_CA_ICN
Patient Status Indicator	CDE_PATIENT_STATUS	DSS.T_CA_UB92
Header Diagnosis Code Primary	CDE_DIAG and CDE_DIAG_SEQ = 01	DSS.T_CA_DIAG
Header Diagnosis Code 2-28	CDE_DIAG and CDE_DIAG_SEQ = 02-28	DSS.T_CA_DIAG
Surgical Procedure Code Primary	CDE_PROC_ICD9 and NUM_SEQ = 01	DSS.T_CA_ICD9_PROC
Surgical Procedure Code 2-24	CDE_PROC_ICD9 and NUM_SEQ = 02-24	DSS.T_CA_ICD9_PROC
Detail Procedure Code	CDE_PROC_PRIM	DSS.T_CA_ICN DSS.T_CA_HDR_DTL
Modifier 1-4	CDE_MODIFIER_X	DSS.T_CA_ICN DSS.T_CA_HDR_DTL
Quantity	QTY_DISPENSE	DSS.T_CA_DRUG
Days supply	NUM_DAY_SUPPLY	DSS.T_CA_DRUG
Place Of Service	CDE_POS	DSS.T_CA_CLAIM_KEY
Revenue Code	CDE_REVENUE	DSS.T_CA_ICN DSS.T_CA_HDR_DTL
National Drug Code	CDE_NDC	DSS.T_CA_DRUG
HIC3 Code	CDE_THERA_CLS_SPEC	DSS.T_CA_DRUG
Header FFS Allowed Amount	AMT_ALWD_H	DSS.T_CA_ICN

Source field name in DBR	Source field abbreviation OH Medicaid	Source table names OH Medicaid
Detail FFS Allowed Amount	AMT_ALWD_D	DSS.T_CA_ICN
Header MCP Paid Amount	AMT_PAID_MCO_H	DSS.T_CA_ICN
Detail MCP Paid Amount	AMT_PAID_MCO_D	DSS.T_CA_ICN
Header TPL Amount	AMT_TPL_APPLD_H	DSS.T_CA_ICN
Detail TPL Amount	AMT_TPL_APPLD_D	DSS.T_CA_ICN
APR-DRG	CDE_DRG	DSS.T_CA_ICN
Severity of Illness	CDE_SOI	DSS.T_CA_DRG
DRG Base Payment	AMT_BASE_DRG	DSS.T_CA_UB92
DRG Outlier Payment A	AMT_DAY_OUTLIER	DSS.T_CA_UB92
DRG Outlier Payment B	AMT_COST_OUTLIER	DSS.T_CA_UB92
APR-DRG Base Rate Table		
Provider ID	Medicaid Provider ID	APR DRG Base Rates to Plans.xlsx
Base Rate	Base Rate	APR DRG Base Rates to Plans.xlsx
CDC Oral Morphine Milligram Equivalents Table		
Generic Name	Generic_Drug_Name	All tabs
Drug Class	Class	All tabs
Strength	Strength_Per_Unit	All tabs
Unit of Measure	UOM	All tabs
Conversion Factor	MME_Conversion_Factor	All tabs

The date range for the input data has to include the 12 months duration reporting period as well as the 13 months preceding the reporting period. The 13 months preceding the reporting period are needed to allow for identification of risk factors and comorbidities as well as to provide sufficient input data to identify the episode start date for the first episodes that end during the reporting period.

The input data includes claims from the payer responsible for the episode as well as historical claims from other Medicaid payers prior to the episode trigger.

Payers are provided with this claims data upon member enrollment. The inclusion of this data is particularly important in generating appropriate risk factors and exclusions.

Historical data should be treated exactly the same as claims that were submitted directly to the payer with one exception: Payers should only report on episodes for which they paid the triggering claim in order to avoid double-counting of episodes across plans.

The input data has to contain only unique and paid claims. It is the responsibility of each payer to apply appropriate methods to ensure that all claims in the input data are valid, de-duplicated, and paid. For Ohio Medicaid, the methods provided by the State are used to remove duplicate and void claims. The input fields *Header Paid Status* and *Detail Paid Status* are used to determine whether a claim or claim detail line was paid.

If the value of an input field from the Claims Extract that is required to build an episode is missing or invalid, then the corresponding claim is ignored when building the episode. For example, a claim that would be a potential trigger, but is missing the *Header From Date Of Service*, cannot be a potential trigger.

The CDC Oral Morphine Milligram Equivalents Table is a publicly available dataset that is maintained and updated by the CDC.¹ Since this dataset changes over time, an updated dataset must be used for each reporting period. The data are used for the opioid quality metrics. A subset of the data are used in the calculation of these quality metrics. First, all tabs of the file are combined. Second, the rows are filtered such that the only rows remaining are those that meet all of the following conditions:

- The input field *Drug Class* is equal to “Opioid”;
- The input field *Conversion Factor* is not blank; and
- The input field *Generic Name* is not equal to one of the excluded opioids. The configuration file lists excluded opioid names under “Excluded Opioids”.

¹ National Center for Injury Prevention and Control. CDC compilation of benzodiazepines, muscle relaxants, stimulants, zolpidem, and opioid analgesics with oral morphine milligram equivalent conversion factors, 2017 version. Atlanta, GA: Centers for Disease Control and Prevention; 2017. Available at <https://www.cdc.gov/drugoverdose/resources/data.html> (accessed November 16, 2017).

3.2 Episode algorithm

The intent of the episode algorithm is detailed in the algorithm logic (section 4) of the DBR.

3.3 Episode configuration

The parameters and medical codes needed to define an episode are listed in the configuration file which is provided as an attachment to the DBR. The file includes:

- **Parameters sheet:** Values for parameters used in the episode, for example the outlier thresholds and risk coefficients.
- **Code sheet:** Medical codes used in the episode, for example trigger diagnosis or procedure codes and codes to identify included claims. Diagnosis and procedure codes may be provided as complete or incomplete codes. If an incomplete code is provided, the incomplete code itself as well as all complete codes that stem from it need to be taken into account when using the code.

The algorithm logic (section 4) explains the intended use of the parameters and medical codes by the episode algorithm. References to medical codes in the configuration file are made using the name for the relevant design dimension subcategory in the code sheet of the configuration file. References to parameters in the configuration file are made using the name for the relevant design dimension in the parameters sheet of the configuration file.

3.4 Output tables

Using the input data tables and the configuration file, an episode algorithm creates two output tables: the episode output table and the PAP output table. The algorithm logic (section 4) describes the definition of each output field. In the algorithm logic, output fields are referred to by the output field names provided in the tables below and are written in italics.

3.4.1 Episode output table

The episode output table contains the set of episodes identified by the algorithm and the characteristics of each episode. The table below lists the required output fields.

Table – Episode Output Table

Output field name	Output field abbreviation
Episode identification	
Trigger Claim ID	TriggerClaimID
Member ID	MemberID
Member Age	MemberAge
Member Gender	MemberGender
Episode Start Date	EpisodeStartDate
Episode End Date	EpisodeEndDate
Trigger Window Start Date	TriggerWindowStartDate
Trigger Window End Date	TriggerWindowEndDate
Post-trigger Window Start Date	PostTriggerStartDate
Post-trigger Window End Date	PostTriggerEndDate
PAP ID	PAPID
PAP Name	PAPName
Rendering Provider ID	RenderingID
Rendering Provider Name	RenderingName
Excluded episodes	
Any Exclusion	EEAny
Exclusion Age	EEAge
Exclusion Death	EEDeath
Exclusion Dual Eligibility	EEDual
Exclusion FQHC RHC	EEFQHC RHC
Exclusion High Outlier	EEHighOutlier
Exclusion Incomplete Episode	EEIncomplete
Exclusion Inconsistent Enrollment	EEEnrollment
Exclusion Left Against Medical Advice	EEAMA
Exclusion Long Hospitalization	EELongAdmission
Exclusion Long-term Care	EELTC
Exclusion Missing DRG	EENoDRG
Exclusion Multiple Other Comorbidities	EEMultiCF
Exclusion Multiple Payers	EEMultiPayer
Exclusion No PAP	EENoPAP
Exclusion PAP Out Of State	EEOutOfState
Exclusion Third-party Liability	EETPL

Output field name	Output field abbreviation
Exclusion Inpatient Admission	EEExclIP
Exclusion Overlaps	EE<OverlapedEpisodeName>
Exclusion <Comorbidity Name>	EE<ComorbidityName>
Number of comorbidities depends on episode	
Count Of Included Claims	
Count Of Included Claims	EpiClaimsIncluded
By Trigger Window	EpiClaimsIncludedTrig
By Post-trigger Window	EpiClaimsIncludedPostTrig1
By Inpatient	EpiClaimsIncludedIP
By Outpatient	EpiClaimsIncludedOP
By Long-term Care	EpiClaimsIncludedLTC
By Professional	EpiClaimsIncludedProf
By Pharmacy	EpiClaimsIncludedPharma
By Trigger Window And Inpatient	EpiClaimsIncludedTrigIP
By Trigger Window And Outpatient	EpiClaimsIncludedTrigOP
By Trigger Window And Long-term Care	EpiClaimsIncludedTrigLTC
By Trigger Window And Professional	EpiClaimsIncludedTrigProf
By Trigger Window And Pharmacy	EpiClaimsIncludedTrigPharma
By Post-trigger Window And Inpatient	EpiClaimsIncludedPostTrig1IP
By Post-trigger Window And Outpatient	EpiClaimsIncludedPostTrig1OP
By Post-trigger Window And Long-term Care	EpiClaimsIncludedPostTrig1LTC
By Post-trigger Window And Professional	EpiClaimsIncludedPostTrig1Prof
By Post-trigger Window And Pharmacy	EpiClaimsIncludedPostTrig1Pharma
Episode spend	
Non-risk-adjusted Episode Spend	EpiSpendNonadjPerformance
Same breakouts as for claim counts	
Normalized-non-risk-adjusted Episode Spend	EpiSpendNonAdjNorm
Risk-adjusted Episode Spend	EpiSpendAdjPerformance
Risk adjustment	
Episode Risk Score	EpiRiskScore
Risk Factor 001	RF001
Risk Factor 002	RF002
Risk Factor 003	RF003
Number of RFs depends on episode	
Quality metrics	
Quality Metric 01 Indicator	EpiQM01
Quality Metric 02 Indicator	EpiQM02
Quality Metric 03 Indicator	EpiQM03
Number of Quality Metrics depends on episode	

3.4.2 PAP output table

The PAP output table contains information about each PAP and their episodes. The table below lists the required output fields.

Table – PAP Output Table

Output field name	Output field abbreviation
PAP identification	
PAP ID	PAPID
PAP Name	PAPName
PAP Address Line 1	PAPAddress1
PAP Address Line 2	PAPAddress2
PAP City	PAPCity
PAP State	PAPState
PAP Zip Code	PAPZip
Episode counts	
Count Of Total Episodes Per PAP	PAPEpisodesTotal
Count Of Valid Episodes Per PAP	PAPEpisodesValid
With Inpatient	PAPEpiWithIP
With Outpatient	PAPEpiWithOP
With Long-term Care	PAPEpiWithLTC
With Professional	PAPEpiWithProf
With Pharmacy	PAPEpiWithPharma
PAP performance	
Gain Sharing Quality Metric Pass	PAPQMPassOverall
Gain/Risk Sharing Amount	PAPGainRiskShare
PAP Sharing Level	PAPSharingLevel
Minimum Episode Volume Pass	MinEpiPass
PAP spend	
Average Non-risk-adjusted PAP Spend	PAPSpendNonadjPerformanceAvg
Inpatient A/B	PAPSpendNonadjPerformanceAvgIP A/B
Outpatient A/B	PAPSpendNonadjPerformanceAvgOP A/B
Long-term Care A/B	PAPSpendNonadjPerformanceAvgLTC A/B
Professional A/B	PAPSpendNonadjPerformanceAvgProf A/B
Pharmacy A/B	PAPSpendNonadjPerformanceAvgPharma A/B
Total Non-risk-adjusted PAP Spend	PAPSpendNonadjPerformanceTotal
PAP Risk Adjustment Ratio	PAPRiskAdjRatioPerformance
Average Risk-adjusted PAP Spend	PAPSpendAdjPerformanceAvg

Output field name	Output field abbreviation
Total Risk-adjusted PAP Spend	PAPSPendAdjPerformanceTotal
Quality metrics performance	
PAP Quality Metric 01 Performance	PAPQM01
PAP Quality Metric 02 Performance	PAPQM02
PAP Quality Metric 03 Performance	PAPQM03
Number of QMs depends on episode	

3.5 Provider reports

During the initial implementation phase, each PAP receives a report to inform them about their performance in the episode-based payment model. Providers will receive separate reports for shoulder, wrist, knee, or ankle sprain/strain/non-operative fracture episodes. The information shown in the provider report is based on the episode and PAP output tables. The reports show episodes with an episode end date during the reporting period. A detailed description of the provider report is beyond the scope of the Detailed Business Requirements. Please refer to the “Episode of Care Payment Report Sample” provided separately as a general guide for the layout and metrics of the provider report.

4. ALGORITHM LOGIC

The algorithm logic forms the basis to code an episode algorithm. It explains the intent of the episode design at a level of granularity that will allow an IT implementation team to create an algorithm that matches the episode design.

4.1 Identify episode triggers

The first design dimension of building a shoulder, wrist, knee, or ankle sprain/strain/non-operative fracture episode is to identify potential triggers.

Episode output fields created: *Trigger Claim ID, Member ID*

Potential triggers are identified over the entire date range of the input data. For the sprain/strain/non-operative fracture episodes, a potential trigger is defined

as a professional claim with a diagnosis indicating a sprain/strain/non-operative fracture that also contains a procedure for an E&M visit. There must be an associated inpatient or outpatient associated facility claim unless the professional claim has a code indicating office care in the input field *Place of Service*. Claim types (inpatient, outpatient, professional, and pharmacy) are identified based on the input field *Claim Type*. For the definition of claim type see the glossary.

For the sprain/strain/non-operative fracture episodes two approaches are used to identify potential triggers:

- **Sprain/strain/non-operative fracture-specific trigger diagnosis codes:** A professional claim that contains a sprain/strain/non-operative fracture-specific trigger diagnosis code for the corresponding joint in the input field *Header Diagnosis Code Primary* is a potential trigger if it also contains a procedure code for an emergency department, observation care, urgent care center, home care, or office visit E&M in the input field *Detail Procedure Code*.
- **Sprain/strain/non-operative fracture-contingent trigger diagnosis codes:** A professional claim that contains a contingent trigger diagnosis code of pain in the corresponding joint in the input field *Header Diagnosis Code Primary* and a sprain/strain/non-operative fracture-specific trigger code in any of the input fields *Header Diagnosis Code 2-28* is a potential trigger if it also contains a procedure code for a triggering emergency department, observation care, urgent care center, home care, and office visit E&M in the input field *Detail Procedure Code*.

The associated facility claim is an inpatient or outpatient facility claim that overlaps with the professional claim detail line and contains a confirming diagnosis code. An inpatient or outpatient facility claim overlaps with the professional claim detail line if all of the following are true:

- An outpatient claim has a minimum *Detail From Date Of Service* that is within two days (i.e., as early as two days before or as late as two days after, inclusive) of the *Detail From Date Of Service* of the professional claim detail line(s) with the trigger procedure.
- An inpatient claim is identified if it has any detail line with a *Detail From Date Of Service* that is within two days (i.e., as early as two days before or as late as two days after, inclusive) of the *Detail From Date Of Service* of the professional claim detail line(s) with the trigger procedure. The inpatient

claim has a confirming diagnosis code in the input field *Header Diagnosis Code Primary* or *Header Diagnosis Code 2-28*.

The shoulder, wrist, knee, and ankle-specific sprain/strain/non-operative fracture-specific diagnosis codes are listed in the configuration files under “Trigger Diagnosis Codes”. The contingent pain in the shoulder, wrist, knee, and ankle-specific joint diagnosis codes are listed in the configuration files under “Contingent Trigger Diagnosis Codes”. The E&M visit procedure codes are listed in the configuration files under “Triggering Evaluation and Management Codes”. The codes used to identify associated facility claims are listed in the configuration file under “Associated Facility Diagnosis Codes”. The place of service codes used to identify an office place of service are listed in the configuration file under “Trigger Place of Service – Office”.

The start date of a potential trigger is the earlier of (1) the *Detail From Date Of Service* of the professional claim detail line with the trigger procedure; or (2) the *Header From Date Of Service* of the associated inpatient claim (if the associated facility claim is an inpatient claim); or (3) the *Detail From Date of Service* of the associated outpatient claim detail line (if the associated facility claim is an outpatient claim). The end date of a potential trigger is the later of (1) the *Detail To Date Of Service* of the professional claim detail line with the trigger procedure; or (2) the *Header To Date Of Service* of the associated inpatient claim (if the associated facility claim is an inpatient claim); or (3) the *Detail To Date of Service* of the associated outpatient claim detail line (if the associated facility claim is an outpatient claim).

To address cases where a professional claim has more than one potential associated facility claim, the following hierarchy is used such that each professional claim is unambiguously associated with one facility claim. The inpatient or outpatient claims that are lower in the hierarchy are treated like any other claims during a potential trigger, not like an associated facility claim.

- First, if an associated inpatient claim meets the required criteria, it is given the highest priority
- Next, if multiple inpatient associated facility claims meet the required criteria, the claim with the earliest *Header From Date of Service* is given higher priority.
- Next, if a tie still exists, it is broken by giving the claim with the latest *Header To Date of Service* the higher priority.

- Next, if a tie still exists, it is broken by giving the claim with the lowest *Internal Control Number* the higher priority.
- Next, if no associated inpatient claim meets the required criteria and an associated outpatient claim meets the required criteria, it is given highest priority.
- Next, if multiple outpatient associated facility claims meet the required criteria, the outpatient claim with the earliest minimum *Detail From Date Of Service* is chosen.
- Next, if a tie still exists, it is broken by giving the claim with the greater duration the highest priority. The duration of a claim is defined in the glossary.
- Next, if no associated inpatient or outpatient claim meets the required criteria, the professional claim that meets the required criteria (including the place of service requirement) with the earliest minimum *Detail From Date Of Service* is chosen.
- Next, if a tie still exists, it is broken by giving the claim with the greater duration the highest priority. The duration of a claim is defined in the glossary.
- Finally, if a tie still exists, it is broken by giving the claim with the lowest *Internal Control Number* the higher priority.

Once all potential triggers have been identified, the preliminary start and end dates for each potential trigger can be extended if they overlap with another hospitalization. In order for an extension to occur, the hospitalization must meet one of the following conditions:

- The preliminary potential trigger start and end dates both occur between the hospitalization start and end dates
- The preliminary potential trigger start date occurs between the hospitalization start date and 1 day before the hospitalization end date
- The hospitalization start date occurs between the preliminary potential trigger start date and 1 day before the preliminary potential trigger end date, and the hospitalization end date occurs after the preliminary potential trigger end date.

This extension is possible even if the trigger claim (and associated facility claim, if applicable to the episode) does not have a *Claim Type* of inpatient, as long as

the trigger logic does not explicitly prohibit episodes to trigger during an inpatient stay. An overlapping hospitalization cannot result in the shortening of the preliminary potential trigger duration.

For the definition of hospitalizations see the glossary. The extension logic only applies to the first overlapping hospitalization. Additional extension is not allowed if the extended potential trigger window overlaps with another hospitalization.

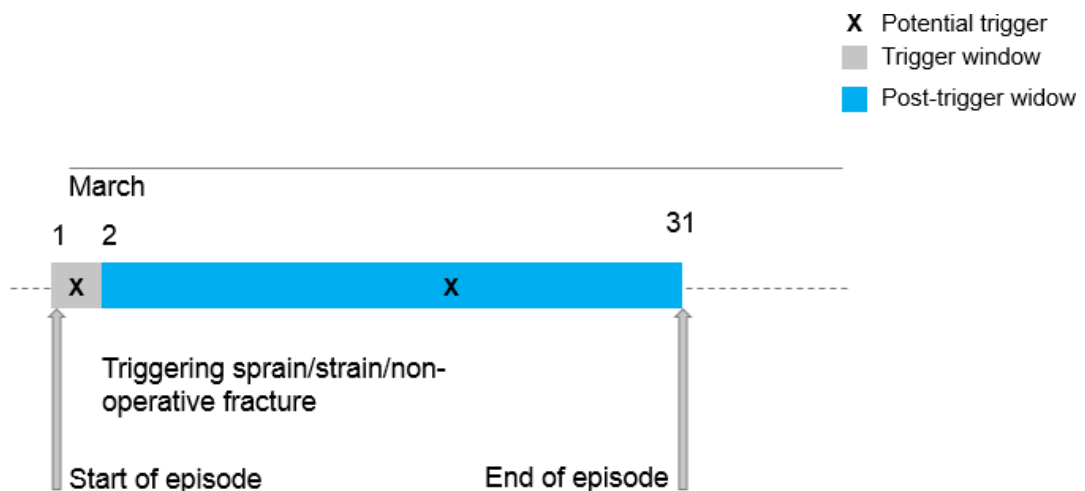
4.2 Determine the episode duration

The second design dimension of building a shoulder, wrist, knee, or ankle sprain/strain/non-operative fracture episode is to define the duration of the episode and to assign claims and claim detail lines to each episode.

Episode output fields created: *Episode Start Date, Episode End Date, Trigger Window Start Date, Trigger Window End Date, Post-Trigger Window Start Date, and Post-Trigger Window End Date*

One time window is of relevance in determining the episode duration (see Exhibit 6).

EXHIBIT 6 – SPRAIN/STRAIN/NON-OPERATIVE FRACTURE EPISODES DURATION



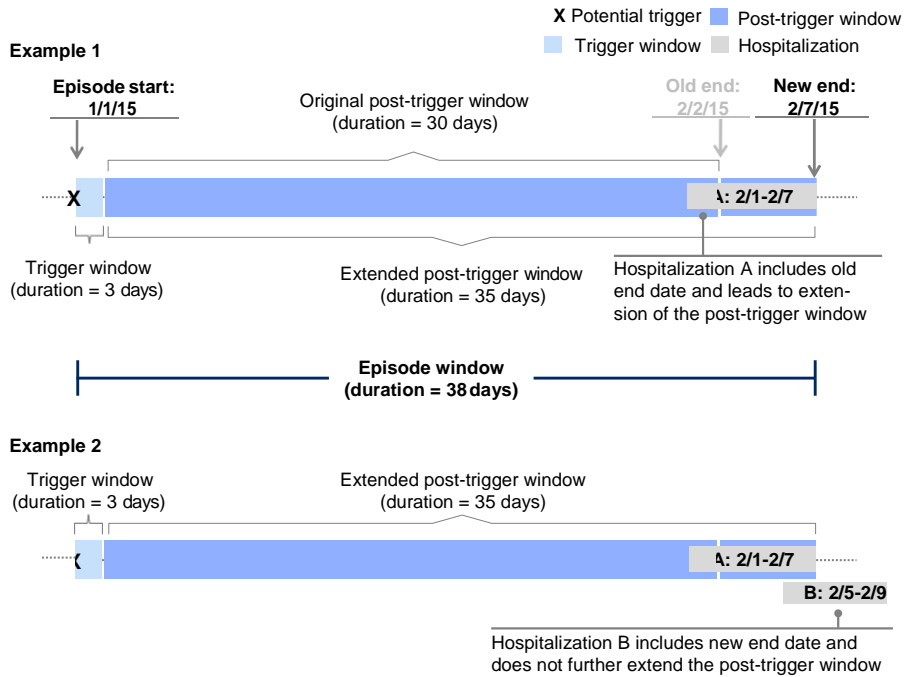
- **Pre-trigger window:** These episodes do not have a pre-trigger window.
- **Trigger window:** The output fields *Trigger Window Start Date* and *Trigger Window End Date* are set using the potential trigger start and end dates which are defined in section 4.1.

Only potential triggers that constitute a trigger sprain/strain/non-operative fracture can set the duration of a trigger window. The approach to determine whether a potential trigger is a trigger sprain/strain/non-operative fracture is described below.

- **Post-trigger window:** The output field *Post-Trigger Window Start Date*, is set to the day after the output field *Trigger Window End Date*. The output field *Post-Trigger Window End Date* is set to the 30th day, after the output field *Trigger Window End Date* (for a post-trigger window of 30 days duration). If a hospitalization is ongoing on what would be the final day of the post-trigger window, the output field *Post-Trigger Window End Date* is instead set to the input field *Discharge Date* of the hospitalization. A hospitalization is ongoing on the final day of the post-trigger window if the hospitalization has an input field *Header From Date Of Service* during the trigger window or during the first 30 days of the post-trigger window and a *Discharge Date* beyond the first 30 days of the post-trigger window. If more than one hospitalization is ongoing on the 30th day of the post-trigger window, the latest *Discharge Date* present on a hospitalization sets the end date of the post-trigger window. Hospitalizations are defined in the glossary.
- **Clean period:** These episodes do not have a clean period.

The extension of any one episode window due to a hospitalization may not lead to further extensions of that window, i.e., if the post-trigger window is set based on the *Discharge Date* of a hospitalization and a different hospitalization starts during the extension of the post-trigger window and ends beyond it the episode is not extended a second time (Exhibit 7).

EXHIBIT 7 – EPISODE EXTENSIONS



The combined duration of the trigger window and the post-trigger window is the episode window. All time windows are inclusive of their first and last date. For the definition of how the duration of time windows is calculated see the glossary.

The logic that determines the duration of the episode window assigns potential triggers to one of two groups:

- **Trigger sprain/strain/non-operative fracture:** Potential triggers that do not occur during another episode constitute the trigger window of a new episode.
- **Repeat sprain/strain/non-operative fracture:** Potential triggers that occur during the post-trigger window of an episode do not constitute the trigger window for a new episode.

To define episode windows for each patient a chronological approach is taken. For each of the four episodes, the first trigger sprain/strain/non-operative fracture of a given patient is identified as the earliest (i.e., furthest in the past) potential trigger in the input data. Once the first trigger sprain/strain/non-operative fracture for a patient has been identified, the episode window is set. Any potential triggers that fall into episode window are classified as repeat sprain/strain/non-operative fracture. The next potential trigger that starts outside

of the episode window constitutes the second trigger sprain/strain/non-operative fracture for a given patient. The process of setting episode windows continues for each patient until the last episode window that ends during the input data date range is defined. Note that the input data begins 13 months prior to the reporting window, so potential triggers may be repeat sprain/strain/non-operative fractures, and thus not trigger a sprain/strain/non-operative fracture episode, due to a sprain/strain/non-operative fracture that occurred prior to the reporting period.

The following special cases may occur when determining the episode duration:

- If two or more potential triggers of the same patient overlap, i.e., the start date of one potential trigger falls between the start date and the end date (inclusive) of one or more other potential triggers of the same patient, then only one of the overlapping potential triggers is chosen as a trigger claim or repeat trigger claim. The other overlapping potential triggers do not count as trigger claims or repeat trigger claims, but are treated like any other claims. The following hierarchy is applied to identify the one potential trigger out of two or more overlapping potential triggers that is assigned as a trigger claim or repeat trigger claim:
 - The potential trigger with the earliest input field *Detail From Date Of Service* for the professional claim detail line with the triggering procedure is selected.
 - If there is a tie, the potential trigger with the latest end date is selected.
 - If there is still a tie, the potential trigger with the lowest value for the output field *Trigger Claim ID* is selected.
- If the start date of a potential trigger occurs during the trigger window of an episode but its end date is outside of episode window of the episode, the potential trigger is neither a repeat sprain/strain/non-operative fracture nor a trigger sprain/strain/non-operative fracture, and the claim detail lines in the potential trigger are treated like any other claims.

To determine which claims and claim detail lines occur during an episode and before an episode the following assignment rules are used. In addition, specific rules apply to assign claims and claim detail lines to windows during the episode (the trigger window and hospitalizations).

- Assignment to the episode window:

- Hospitalizations, all inpatient claims within them, and all claim detail lines of the inpatient claims are assigned to the episode window if both the input field *Header From Date Of Service* and the input field *Discharge Date* of the hospitalization occur during the episode window.
- Pharmacy claims and all their claim detail lines are assigned to the episode window if both input fields *Header From Date Of Service* and *Header To Date Of Service* occur during the episode window.
- Outpatient, and professional claims are assigned to the episode window if at least one of their claim detail lines is assigned to the episode window. Outpatient, and professional claim detail lines are assigned to the episode window if both the input field *Detail From Date Of Service* and the *Detail To Date Of Service* occur during the episode window.
- Assignment to a window before the episode:
 - Hospitalizations, all inpatient claims within them, and all claim detail lines of the inpatient claims are assigned to a window before the episode (e.g., 365 days to 1 day before the output field *Episode Start Date*, 90 days to 1 day before the *Episode Start Date*) if the input field *Header From Date Of Service* of the hospitalization occurs during the specified time window before the output field *Episode Start Date*.
 - Pharmacy claims and all their claim detail lines are assigned to a window before the episode if the input field *Header From Date Of Service* occurs during the specified time window before the *Episode Start Date*.
 - Outpatient, and professional claims are assigned to a window before the episode if all their claim detail lines are assigned to the window before the episode. Outpatient, and professional claim detail lines are assigned to a window before the episode if the input field *Detail From Date Of Service* occurs during the specified time window before the output field *Episode Start Date*.
- Assignment to the trigger window:
 - Hospitalizations, all inpatient claims within them, and all claim detail lines of the inpatient claims are assigned to the trigger window if both the input field *Header From Date Of Service* and the input field *Discharge Date* of the hospitalization occur during the trigger window.

- Pharmacy claims and all their claim detail lines are assigned to the trigger window if both the input fields *Header From Date Of Service* and the *Header To Date Of Service* occur during the trigger window.
- Outpatient and professional claims are assigned to the trigger window if all their claim detail lines are assigned to the trigger window. Outpatient and professional claim detail lines are assigned to the trigger window if both the input fields *Detail From Date Of Service* and the *Detail To Date Of Service* occur during the trigger window.
- Assignment to the post-trigger window:
 - Hospitalizations, all inpatient claims within them, and all claim detail lines of the inpatient claims are assigned to the post-trigger window if the hospitalization is assigned to the episode window and also has an input field *Discharge Date* during the post-trigger window.
 - Pharmacy claims and all their claim detail lines are assigned to the post-trigger window if they are assigned to the episode window and also have an input field *Header To Date Of Service* during the post-trigger window.
 - Outpatient and professional claims are assigned to the post-trigger window if at least one of their claim detail lines is assigned to the post-trigger window. Outpatient and professional claim detail lines are assigned to the post-trigger window if they are assigned to the episode window and also have an input field *Detail To Date Of Service* during the post-trigger window.

4.3 Identify claims included in episode spend

The third design dimension of building a shoulder, wrist, knee, or ankle sprain/strain/non-operative fracture episode is to identify which claims and claim detail lines are included in the calculation of episode spend. For short, such claims or claim detail lines are referred to as included claims or included claim detail lines. Claims or claim detail lines that are excluded from the calculation of episode spend are referred to as excluded claims or excluded claim detail lines.

Episode output fields created: *Count Of Included Claims*

Rules for the inclusion of claims and claim detail lines apply to claims and claim detail lines assigned to the trigger window. The assignment of claims and claim detail lines to windows during the episode is detailed in section 4.2.

- **Pre-trigger window:** These episodes do not have a pre-trigger window.
- **Trigger window:** For claims and claim detail lines assigned to the trigger window, the following rules are applied to identify included claims and included claim detail lines:
 - First, included hospitalizations are identified. If an inpatient claim assigned to the trigger window includes a relevant diagnosis code or complication diagnosis code in the input field *Header Diagnosis Code Primary*, then all claim detail lines of all inpatient claims in the entire hospitalization are included claim detail lines. The configuration file lists the diagnoses codes under “Included Diagnoses”.
 - Second, outpatient, professional, and pharmacy claims that are assigned to the trigger window are checked for included diagnoses, included procedures, and included medications.
 - **Included diagnoses:** If an outpatient or professional claim assigned to the trigger window contains an included diagnosis code in the input field *Header Diagnosis Code Primary* then all claim detail lines of the claim are included claim detail lines. The configuration files list included diagnosis codes under “Included Diagnoses.”
 - **Included procedures:** If an outpatient or professional claim detail line that is assigned to the episode window contains an included imaging, testing, or other procedure in the input field *Detail Procedure Code*, then the claim detail line is an included claim detail line. The configuration files list included procedure codes under “Included Procedures.” For outpatient claims, all other claim detail lines on the same claim with the same *Detail From Date Of Service* and *Detail To Date Of Service* as the included claim detail line are also included claim detail lines.
 - **Included medications:** If a pharmacy claim that is assigned to the trigger window contains an included medication code found in the input field *HIC3 Code*, then the claim is an included claim. The configuration files list included medications under “Included Medications” using Hierarchical Ingredient Code Level 3 (HIC3) identifiers provided by First Databank.

- Excluded facility spend: If an outpatient claim detail line that is assigned to the trigger window contains an excluded facility procedure code in the input field *Detail Procedure Code*, the claim detail line is an excluded claim detail line. The configuration files list excluded facility procedure codes under “Excluded ED Observation Room and Urgent Care Center Facility Procedures.” This exclusion of claim detail lines takes precedence over any other inclusion logic.
- **Post-trigger window:** For claims and claim detail lines assigned to the post-trigger window, a hierarchy is applied to identify included claims and included claim detail lines:
 - First, included hospitalizations are identified. If an inpatient claim assigned to the post-trigger window includes a relevant diagnosis code or complication diagnosis code in the input field *Header Diagnosis Code Primary*, then all claim detail lines of all inpatient claims in the entire hospitalization are included claim detail lines. The configuration file lists the diagnoses codes under “Included Diagnoses”.
 - Second, outpatient, professional, and pharmacy claims that are assigned to the post-trigger window are checked for included diagnosis, included procedures, and included medications.
 - Included diagnosis: If an outpatient or professional claim contains an included diagnosis code in the input field *Header Diagnosis Code Primary*, then all claim detail lines that are assigned to the post-trigger window and not assigned to a hospitalization are included claim detail lines. The configuration file lists included diagnoses codes under “Included Diagnosis”.
 - Included procedures: If an outpatient or professional claim detail line that is assigned to the post-trigger window contains an included procedure in the input field *Detail Procedure Code*, then the claim detail line is an included claim detail line. The configuration file lists included procedure codes under “Included Procedures.” For outpatient claims, all other claim detail lines on the same claim with the same *Detail From Date Of Service* and *Detail To Date Of Service* as the included claim detail line are also included claim detail lines.
 - Included medications: If a pharmacy claim that is assigned to the post-trigger window contains an included medication code found in the input field *HIC3 Code*, then the claim is an included claim. The

configuration file lists included medications under “Included Medications” using Hierarchical Ingredient Code Level 3 (HIC3) identifiers provided by First Databank.

- **Episode window:** Outpatient and professional claim detail lines that are assigned to the episode window are checked for excluded procedures. These exclusions supersede any other reason a claim detail line might be included.
 - Excluded transportation: If an outpatient or professional claim detail line that is assigned to the episode window contains an excluded transportation procedure code in the input field *Detail Procedure Code*, then the claim detail line is an excluded claim detail line. The configuration files list the codes under “Excluded Transportation Procedures.” This exclusion of claim detail lines takes precedence over any other inclusion logic.
 - Excluded vaccinations: If an outpatient or professional claim detail line that is assigned to the episode window contains an excluded vaccination procedure code in the input field *Detail Procedure Code*, then the claim detail line is an excluded claim detail line. The configuration files list excluded vaccination procedure codes under “Excluded Vaccine Administrations.” This exclusion of claim detail lines takes precedence over any other inclusion logic.
 - Not included claims: Any claim or claim detail line not explicitly included during the episode window is an excluded claim or excluded claim detail line.

The output field *Count Of Included Claims* is defined as the number of unique claims that contribute to episode spend. For the purpose of calculating counts of claims, a claim is counted as contributing to episode spend if it is an included claim or if one or more of its claim detail lines are included claim detail lines. The output field *Count Of Included Claims* is calculated overall as well as broken out by claim type, by window during the episode, and by claim type and window during the episode. Breakouts by window are calculated based on the window to which each claim is assigned.

4.4 Calculate non-risk adjusted episode spend

The fourth design dimension of building a shoulder, wrist, knee, or ankle sprain/strain/non-operative fracture episode is to calculate the non-risk-adjusted spend for each episode.

Episode output fields created: *Non-risk-adjusted Episode Spend, Normalized-non-risk-adjusted Episode Spend*

PAP output fields created: *Average Non-risk-adjusted PAP Spend, Total Non-risk-adjusted PAP Spend*

The *Non-risk-adjusted Episode Spend* is defined as the sum of:

- The spend for included, header-paid inpatient claims. The spend for each included, header-paid inpatient claim is calculated as the value in the input field *DRG Base Payment* plus the values in the input fields *DRG Outlier Payment A* and *DRG Outlier Payment B*. Header-paid inpatient claims are identified based on a *Header Or Detail Indicator* of ‘H’. Other components of the DRG payment are not taken into account. Ohio Medicaid has a methodology to derive this clinical component of care for relevant encounters using the relative weights for each DRG-SOI combination and hospital rates as posted on the Ohio Medicaid website (<http://medicaid.ohio.gov/PROVIDERS/FeeScheduleandRates/SchedulesandRates.aspx#1682575-inpatient-hospital-services>).
- The spend for included, detail-paid inpatient claims. The spend for each included, detail-paid inpatient claim is calculated as the sum of the input fields *Detail Paid Amount* for claims from MCPs and the sum of the input fields *Detail Allowed Amount* for claims from FFS.
- The *Header Paid Amount* of included pharmacy claims from MCPs.
- The *Header Allowed Amount* of included pharmacy claims from FFS.
- The *Detail Paid Amount* for included outpatient and professional claim detail lines from MCPs.
- The *Detail Allowed Amount* for included outpatient and professional claim detail lines from FFS.

Claims from MCPs and FFS are distinguished based on the input field *FFS Or MCP Indicator*. A value of ‘E’ in the input field *FFS Or MCP Indicator* indicates an MCP claim; a value of ‘F’ indicates a FFS claim. The output field *Non-risk-adjusted Episode Spend* is calculated overall and broken out by claim type, by window during the episode, and by claim type and window during the episode.

The *Normalized-non-risk-adjusted Episode Spend* is defined as the sum of:

- The normalized spend for included, header-paid inpatient claims. The normalized spend for each included, header-paid inpatient claim is calculated as the value in the input field *DRG Base Payment* multiplied by the ratio of the *Normalized Base Rate* to the *Base Rate* plus the values in the input fields *DRG Outlier Payment A* and *DRG Outlier Payment B*. The configuration file lists the *Normalized Base Rate* as a parameter under “Episode Spend.” The *Base Rate* is determined by looking up the appropriate value in the input field *Base Rate* from the APR-DRG Base Rate Table using the input field *Provider ID* to link to the *Billing Provider ID* of each included, header-paid inpatient claim. Header-paid inpatient claims are identified based on a *Header Or Detail Indicator* of ‘H’. Other components of the DRG payment are not taken into account.
- The spend for included, detail-paid inpatient claims. The spend for each included, detail-paid inpatient claim is calculated as the sum of the input fields *Detail Paid Amount* for claims from MCPs and the sum of the inputs fields *Detail Allowed Amount* for claims from FFS.
- The *Header Paid Amount* of included pharmacy claims from MCPs.
- The *Header Allowed Amount* of included pharmacy claims from FFS.
- The *Detail Paid Amount* for included outpatient and professional claim detail lines from MCPs.
- The *Detail Allowed Amount* for included outpatient and professional claim detail lines from FFS.

If a claim detail line is included for two or more reasons (e.g., due to an included diagnosis and an included procedure), its *Detail Allowed Amount* or *Detail Paid Amount* counts only once towards the *Non-risk-adjusted Episode Spend* or the *Normalized-non-risk-adjusted Episode Spend*.

For the provider reports, the fields *Average Non-risk-adjusted PAP Spend* and *Total Non-risk-adjusted PAP Spend* are added to the PAP output table. *Average Non-risk-adjusted PAP Spend* is calculated as the average of the *Non-risk-adjusted Episode Spend* across valid episodes for a given PAP. *Total Non-risk-adjusted PAP Spend* is calculated as the sum of the *Non-risk-adjusted Episode Spend* across valid episodes for a given PAP. See section 4.5 for the identification of PAPs and section 4.6 for the definition of valid episodes.

The *Average Non-risk-adjusted PAP Spend* is shown overall as well as broken out by claim type, by window during the episode, and by claim type and window

during the episode. The breakouts of *Average Non-risk-adjusted PAP Spend* are calculated in two ways:

- Breakout A: The averages are calculated across all valid episodes of a PAP.
- Breakout B: The averages are calculated across valid episodes of a PAP that have spend greater than zero dollars (>\$0) in the category that is broken out.

For example, a PAP has 100 valid episodes and 80 of the episodes have any outpatient spend, the remaining 20 do not have any outpatient spend. To calculate breakout A for *Average Non-risk-adjusted PAP Spend Outpatient*, the denominator is 100 valid episodes. To calculate breakout B for *Average Non-risk-adjusted PAP Spend Outpatient* the denominator is 80 valid episodes with any outpatient spend.

4.5 Identify Principal Accountable Providers

The fifth design dimension of building a shoulder, wrist, knee, or ankle sprain/strain/non-operative fracture episode is to assign each episode to a Principal Accountable Provider (PAP).

Episode output fields created: *PAP ID, PAP Name, Rendering Provider ID, Rendering Provider Name*

PAP output fields created: *PAP ID, PAP Name, PAP Address Line 1, PAP Address Line 2, PAP City, PAP State, PAP Zip Code*

The output field *PAP ID* is set using the input field *Billing Provider ID* on the professional claim that is used to set the output field *Trigger Claim ID*.

The output field *Rendering Provider ID* is set using the input field *Rendering Provider ID* of the claim that is used to set the output field *Trigger Claim ID*.

The output fields *PAP Name, PAP Address Line 1, PAP Address Line 2, PAP City, PAP State, and PAP Zip Code* are set based on the Provider Extract input fields *Provider Name, Practice Address Line 1, Practice Address Line 2, Practice City, Practice State, and Practice Zip Code*, respectively. The output fields are linked to the Provider Extract by matching the output field *PAP ID* to the input field *Provider ID* of the Provider Extract.

The output field *Rendering Provider Name* is set based on the Provider Extract input field *Provider Name*. The output field is linked to the Provider Extract by

matching the output field *Rendering Provider ID* to the input field *Provider ID* of the Provider Extract.

4.6 Identify excluded episodes

The sixth design dimension of building a shoulder, wrist, knee, or ankle sprain/strain/non-operative fracture episode is to identify episodes that are excluded from the episode-based payment model.

Episode output fields created: *Any Exclusion, Exclusion Age, Exclusion Death, Exclusion Dual Eligibility, Exclusion FQHC RHC, Exclusion High Outlier, Exclusion Incomplete Episode, Exclusion Inconsistent Enrollment, Exclusion Left Against Medical Advice, Exclusion Long Hospitalization, Exclusion Long-term Care, Exclusion Missing DRG, Exclusion Multiple Other Comorbidities, Exclusion Multiple Payers, Exclusion No PAP, Exclusion PAP Out Of State, Exclusion Inpatient Admission, Exclusion Overlaps, Exclusion Third-party Liability, Exclusion <Comorbidity Name>*

Each *Exclusion <name of exclusion>* output field indicates whether an episode is excluded for a given reason and therefore invalid for the purpose of the episode based payment model. If an episode is excluded for more than one reason each exclusion is indicated. The output field *Any Exclusion* indicates whether an episode contains any exclusion. Episodes may be excluded for business reasons, for clinical reasons, or because they are outliers. After all exclusions have been applied, a set of valid episodes remains.

Business exclusions

- **Dual eligibility:** An episode is excluded if the patient had dual coverage by Medicare and Medicaid during the episode window. Dual coverage is determined using the *Eligibility Start Date* and *Eligibility End Date* from the Member Extract where the *Aid Category* indicates dual coverage. *Aid Category* codes that indicate dual coverage are listed in the configuration files under “Business Exclusions – Duals.” Note that only the first digit of the *Aid Category* code is used for this purpose.

A patient is considered to have dual coverage during the episode window if the patient’s *Eligibility Start Date* for dual coverage falls before or on (\leq) the *Episode End Date* and the *Eligibility End Date* for dual coverage falls on or after (\geq) the *Episode Start Date*. The input field *Member ID* is linked to the

output field *Member ID* from the Member Extract to identify the enrollment information for each patient.

If a patient has an *Eligibility Start Date* without a corresponding *Eligibility End Date* for dual coverage, the dual coverage is considered to be ongoing through the last date of the input data.

If a patient had dual coverage before or after the episode window, but not during the episode window, the episode is not excluded.

- **FQHC/RHC:** An episode is excluded if the PAP is classified as a federally qualified health center or rural health clinic. A PAP is determined to be a FQHC or RHC if the input field Billing Provider Type of the PAP is listed in the configuration files under “Business Exclusions – FQHC And RHC.”
- **Incomplete episodes:** An episode is excluded if the *Non-risk-adjusted Episode Spend* (not the *Risk-adjusted Episode Spend*) is less than (<) the incomplete episode threshold. The incomplete episode threshold is listed as a parameter in the configuration files under “Excluded Episodes.”
- **Inconsistent enrollment:** An episode is excluded if the patient was not continuously enrolled in Ohio Medicaid between the start date of the earliest included claim in the episode paid for by the reporting payer through to the end of the episode, inclusive. The start date of the earliest included claim paid for by the payer of the episode start is the input field *Header From Date Of Service* for an inpatient claim or pharmacy claim, or the minimum of the *Detail From Date Of Service* for outpatient or professional claim detail lines. Enrollment is verified using the *Eligibility Start Date* and *Eligibility End Date* from the Member Extract where the input field *Aid Category* indicates full Medicaid enrollment. Aid category codes that indicate full Medicaid enrollment are listed in the configuration file under “Business Exclusions – Inconsistent Enrollment”. Note that only the first digit of the aid category code is used for this purpose.

A patient is considered continuously enrolled if the patient’s *Eligibility Start Date* for full Medicaid falls before or on (\leq) the start date of the earliest included claim and the *Eligibility End Date* for full Medicaid falls on or after (\geq) the *Episode End Date*. The output field *Member ID* is linked to the input field *Member ID* from the Member Extract to identify the enrollment information for each patient.

A patient may have multiple entries for in input fields *Eligibility Start Date* and *Eligibility End Date* for full Medicaid and some of the dates may be

overlapping. In such cases, continuous, non-overlapping records of a patient's enrollment are created before confirming whether the patient was continuously enrolled during an episode. If a patient has an *Eligibility Start Date* without a corresponding *Eligibility End Date* for full Medicaid, enrollment is considered to be ongoing through the last date of the input data.

If a patient was not continuously enrolled in Ohio Medicaid prior to or after the episode window, but was continuously enrolled between the time of their first included claim in the episode through to the end of the episode window, the episode is not excluded.

- **Long hospitalization:** An episode is excluded if a hospitalization that is assigned to the episode window has a duration greater than the threshold for long hospitalizations. The hospitalization may or may not be included in the episode spend. The long hospitalization threshold is listed as a parameter in the configuration files under “Excluded Episodes.”
- **Long-term care:** An episode is excluded if the patient has one or more long-term care claim detail lines which overlap the episode window. A long-term care claim detail line which overlaps the episode window is defined as one with both a *Detail From Date Of Service* on or prior to (\leq) the *Episode End Date* and a *Detail To Date Of Service* on or after (\geq) the *Episode Start Date*. The long-term care claim detail line may or may not be included in the episode spend.
- **Missing APR-DRG:** An episode is excluded if a header-paid inpatient claim assigned to the episode window has an invalid or missing value in the input fields *APR-DRG* or *Severity Of Illness*. Header-paid inpatient claims are identified based on a *Header Or Detail Indicator* of ‘H’.
- **Multiple payers:** An episode is excluded if a patient changes enrollment between MCPs during the trigger window or during the post-trigger window(s) (if applicable). Episodes are identified as having multiple payers if there is an inpatient, outpatient, professional, or pharmacy claim that meets all the following conditions:
 - The claim is assigned to the trigger window or the post-trigger window of the episode (if applicable)
 - The input field *FFS or MCP Indicator* of the claim is not “FFS”
 - The input field *MCP ID* on the claim is not null and does not belong to the same payer that the episode is attributed to. Since a payer may be

associated with multiple MCP IDs, the input field *MCP ID* must be cross-walked to a payer name. An updated crosswalk including current and historical MCP IDs must be used for each reporting period

If a patient changes enrollment between MCPs during the pre-trigger window (if any) or before the episode, it is the responsibility of the payer to whom the episode is attributed to utilize the claims history of the patient with the prior payer to build the episode. Attribution of an episode to a payer is defined in the glossary under “Payer attribution”.

- **No PAP:** An episode is excluded if the PAP cannot be identified. A PAP cannot be identified if the *Billing Provider ID* is not available.
- **PAP out of state:** An episode is excluded if the PAP has a practice address outside of Ohio. The state of the practice address is determined using the output field *PAP State*. The code used to identify the state of Ohio is listed in the configuration files under “Business Exclusions – PAP Out Of State.”
- **Third-party liability:** An episode is excluded if either:
 - An inpatient, outpatient, or professional claim that is assigned to the episode window is associated with a third-party liability amount. A claim is considered to be associated with a third-party liability amount if either the input field *Header TPL Amount* or any of the input fields *Detail TPL Amount* have a value greater than (>) zero. The claim with a positive TPL amount may or may not be included in the calculation of episode spend.

As an exception, a third party liability amount in the input field *Header TPL Amount* or the input field *Detail TPL Amount* of a professional FFS claim from an FQHC or RHC does not lead to exclusion of the episode if the episode is attributed to an MCP. Professional claims from FQHC or RHC are identified based on one or more detail lines that are assigned to the episode window and also have a *Place Of Service* of FQHC or RHC. The relevant values for *Place Of Service* are listed in the configuration file under “Business Exclusions - TPL Exempt Places Of Service”. Claims from FFS are identified based on the input field *FFS Or MCP Indicator* having a value of ‘F’. Attribution of an episode to a payer is defined in the glossary under “Payer attribution”.

- A patient was enrolled with a relevant source of third party liability during the episode window. Enrollment is verified using the *TPL Effective Date* and *TPL End Date* from the Member Extract where the *Coverage Type* indicates relevant TPL coverage. *Coverage Type* codes that indicate

relevant TPL are listed in the configuration file under “Business Exclusions - TPL Relevant Coverage”.

A patient is considered enrolled with a relevant source of TPL if the patient’s *TPL Effective Date* falls before or on (\leq) the *Episode End Date* and the *TPL End Date* falls on or after (\geq) the *Episode Start Date*. The output field *Member ID* is linked to the input field *Member ID* from the Member Extract to identify the enrollment information for each patient.

If a patient has a *TPL Effective Date* without a corresponding *TPL End Date* the enrollment with a relevant source of TPL is considered to be ongoing through the last date of the input data.

If a patient was enrolled with a relevant TPL source before or after the episode window, but was not enrolled during the episode window, the episode is not excluded.

Clinical exclusions

- **Age:** An episode is excluded if the output field *Member Age* does not fall into the valid age range or if it is invalid. See the glossary for the definition of *Member Age*. The valid age ranges for the sprain/strain/non-operative fracture episodes are listed as parameters in the configuration files under “Excluded Episodes.”
- **Comorbidity:** An episode is excluded if the patient has a comorbidity code during a specified time window. Each comorbidity exclusion listed in the configuration files sets a separate output field named *Exclusion <Name Of Comorbidity>*. For example, the HIV comorbidity exclusion sets the output field *Exclusion HIV* for all those episodes with evidence of HIV during the specified time period. The following approaches are used to identify comorbidities:
 - Comorbidity diagnoses codes are searched for in the input fields *Header Diagnosis Code Primary* or *Header Diagnosis Code 2-28* of inpatient, outpatient, and professional claims that are assigned to the specified time windows. The configuration files list the codes and time windows under “Comorbidities <name of comorbidity> – Diagnosis.” Specifically for the multi-injury comorbidity exclusion:
 - An episode is excluded if the patient is diagnosed with sprains/strains/non-operative fractures on three different anatomical locations during the episode window. The trigger shoulder, wrist, knee,

or ankle sprain/strain/non-operative fracture counts as one of the three injuries. Hence, an episode is excluded if the patient has two more sprain/strain/non-operative fractures during the episode as indicated by a diagnosis of injury on a specified anatomical location that are different from each other and from the anatomical location of the trigger sprain/strain/non-operative fracture, in the input fields *Header Diagnosis Code Primary* or *Header Diagnosis Code 2-28* of inpatient, outpatient or professional claims assigned to the episode window. The configuration files list the sprain/strain/non-operative fracture diagnosis codes split by the specific anatomical location as “Comorbidities Multi-injury incl. <anatomical location> - Diagnosis”.

- Comorbidity CPT and HCPCS procedure codes are searched for in the input field *Detail Procedure Code* of outpatient and professional claim detail lines that are assigned to the specified time windows. The configuration files list the codes and time windows used under “Comorbidities <name of comorbidity> – Procedures.”
- Comorbidity ICD-9 and ICD-10 procedure codes are searched for in the input fields *Surgical Procedure Code Primary* and *Surgical Procedure Code 2-24* of inpatient claims that are assigned to the specified time windows. The configuration files list the codes and time windows used under “Comorbidities <name of comorbidity> – Procedures.”
- Comorbidity contingent cancer codes require both the presence of a cancer diagnosis code and also an indicator of active cancer treatment during the specified time window:
 - Cancer diagnoses codes are searched for in the input fields *Header Diagnosis Code Primary* or *Header Diagnosis Code 2-28* of inpatient, outpatient, and professional claims assigned to the specified time window. The configuration files list the codes and time windows used under “Comorbidities Cancer – Diagnosis.”
 - An indicator of active cancer treatment is the presence of either a diagnosis or procedure code for active cancer treatment during the specified time window. The indicator may occur on the same claim as a cancer diagnosis code or on a different claim. The following approaches are taken to identify active cancer treatment:
 - Diagnoses codes for active cancer treatment are searched for in the input fields *Header Diagnosis Code Primary* or *Header Diagnosis*

Code 2-28 of inpatient, outpatient, and professional claims that are assigned to the specified time window. The configuration files list the codes and time windows used under “Comorbidities Cancer Active – Diagnosis.”

- CPT and HCPCS codes for active cancer treatment are searched for in the input field *Detail Procedure Code* of outpatient and professional claim detail lines that are assigned to the specified time window. The configuration files list the codes and time windows used under “Comorbidities Cancer Active – Procedures.”
- ICD-9 and ICD-10 procedure codes for active cancer treatment are searched for in the input fields *Surgical Procedure Code Primary* and *Surgical Procedure Code 2-24* of inpatient claims that are assigned to the specified time window. The configuration files list the codes and time windows used under “Comorbidities Cancer Active – Procedures.”

The claims and claim detail lines that are searched for comorbidities do not have to be included claims or included claim detail lines. If a patient lacked continuous eligibility during the year before the episode or during the episode window, comorbidities are checked in the data available.

- **Death:** An episode is excluded if either:
 - The patient has a *Patient Status Indicator* of “Expired” on any inpatient or outpatient claim assigned to the episode window. The claim may be an included claim or not. The values of the *Patient Status Indicator* used to identify whether the patient expired are listed in the configuration files under “Clinical Exclusions – Death.”
 - The input field *Date Of Death* in the Member Extract contains a date before or equal to the *Episode End Date*. The output field *Member ID* is linked to the input field *Member ID* from the Member Extract to identify the *Date Of Death* for each patient.
- **Left against medical advice:** An episode is excluded if the patient has an input field *Patient Status Indicator* of “Left Against Medical Advice or Discontinued Care” on any inpatient or outpatient claim assigned to the episode window. The claim may be an included claim or not. The value of the *Patient Status Indicator* used to identify whether the patient left against medical advice is listed in the configuration files under “Clinical Exclusions – Left Against Medical Advice.”

- **Multiple other comorbidities:** An episode is excluded if it is affected by too many risk factors to reliably risk adjust the episode spend. The output fields *Risk Factor <risk factor number>* as defined in section 4.8 are used to identify how many risk factors affect an episode. Each output field *Risk Factor <risk factor number>* indicates whether an episode is affected by one risk factor. If an episode is affected by more (>) risk factors than the value listed as a parameter in the configuration files under “Excluded Episodes,” the episode is excluded.
- **Inpatient admission:** An episode is excluded if the input field *Claim Type* of any claim assigned to the trigger window is “Inpatient”. Additionally, an episode is excluded if there is a hospitalization where the *Header From Date Of Service* for the hospitalization equals the *Episode Start Date*.
- **Overlaps among the four sprain/strain/non-operative fracture episodes:** An episode is excluded if a patient has a concurrent sprain/strain/non-operative fracture episode of a different joint area that is considered a more complex episode. The hierarchy of complexity, which is determined by greater clinical considerations and episode spend, is, from highest to lowest, shoulder, knee, ankle, then wrist sprain/strain/non-operative fracture episodes. For example, if a patient has concurrent ankle sprain and knee sprain, both an ankle sprain/strain/non-operative fracture episode and a knee sprain/strain/non-operative fracture episode will initially be triggered. While identifying excluded episodes, this patient will be included in the knee sprain/strain/non-operative fracture episode, while excluded from ankle sprain/strain/non-operative fracture episode, because an injury to the knee is considered more complex than that to the ankle. As such, an episode is excluded if it has a more complex sprain/strain/non-operative fracture episode of another joint area triggered within the episode window. There are two approaches to identify triggers of other sprain/strain/non-operative episodes within the episode window of the current episode:

 - A professional claim that contains a sprain/strain/non-operative fracture-specific trigger diagnosis code of another, more complex sprain/strain/non-operative fracture episode in the input field *Header Diagnosis Code Primary*, as well as a procedure code for an emergency department, observation care, urgent care center, home care, and office visit E&M in the input field *Detail Procedure Code*. The input field *Detail From Date Of Service* on the professional claim must be greater than or

equal to (\geq) the output field *Episode Start Date* and less than or equal to (\leq) the output field *Episode End Date*.

- A professional claim with a pain in a joint contingent trigger diagnosis code of another more complex sprain/strain/non-operative fracture episode in the input field *Header Diagnosis Code Primary* and a sprain/strain/non-operative fracture-specific trigger code of the same more complex sprain/strain/non-operative fracture episode in any of the input fields *Header Diagnosis Code 2-28*, as well as a procedure code for a triggering emergency department, observation care, urgent care center, home care, and office visit E&M in the input field *Detail Procedure Code*. The input field *Detail From Date Of Service* on the professional claim must be greater than or equal to (\geq) the output field *Episode Start Date* and less than or equal to (\leq) the output field *Episode End Date*.

The more complex sprain/strain/non-operative fracture-specific diagnosis codes of another joint area and the more complex pain in a joint diagnosis codes that apply to the respective shoulder, wrist, knee, or ankle sprain/strain/non-operative fracture episode are listed in the respective configuration file under “Exclusion Overlaps <Overlap Episode Name>” and “Exclusion Overlaps Contingent <Overlap Episode Name>”. The E&M visit procedure codes are listed in the configuration files under “Exclusion Overlaps Triggering Evaluation and Management Codes”. For shoulder sprain/strain/non-operative fracture episode, there is no overlap exclusion since it has the highest complexity.

Outliers

- **High outlier:** An episode is excluded if the output field *Risk-adjusted Episode Spend* (not the *Non-risk-adjusted Episode Spend*) is above ($>$) the high outlier threshold. The high outlier thresholds for the sprain/strain/non-operative fracture episodes are listed as parameters in the configuration files under “Excluded Episodes.” See section 4.8 for the definition of *Risk-adjusted Episode Spend*.

4.7 Identify Principal Accountable Providers who pass the quality metrics

The seventh design dimension of building a shoulder, wrist, knee, or ankle sprain/strain/non-operative fracture episode is the calculation of the

quality metrics and the identification of PAPs who meet the quality metrics performance requirement.

Episode output fields created: *Quality Metric 01 Indicator, Quality Metric 02 Indicator, Quality Metric 03 Indicator, Quality Metric 04a Indicator, Quality Metric 04b Indicator, Quality Metric 05a Indicator, Quality Metric 05b Indicator, Quality Metric 06 Indicator, Quality Metric 07 indicator, Quality Metric 08a Indicator, Quality Metric 08b Indicator*

PAP output fields created: *PAP Quality Metric 01 Performance, PAP Quality Metric 02 Performance, PAP Quality Metric 03 Performance, PAP Quality Metric 04 Performance, PAP Quality Metric 05 Performance, PAP Quality Metric 06 Performance, PAP Quality Metric 07 Performance, PAP Quality Metric 08 Performance*

The sprain/strain/non-operative fracture episodes have one quality metric that is tied to gain sharing and seven informational quality metrics. Informational quality metrics are not tied to gain sharing.

Quality metrics 1, 2, and 3 utilize several terms that are defined in advance in order to simplify the logic when those metrics are presented below:

- **Opioid Pharmacy Claim:** Opioid Pharmacy Claims are identified by matching pharmacy claims to the CDC Oral Morphine Milligram Equivalents Table after completing all data manipulations described in section 3.1 A pharmacy claim is considered an Opioid Pharmacy Claim if the input field *National Drug Code* is equal to the input field *NDC (MME)*.
- **Prescription End Date:** For each Opioid Pharmacy Claim the Prescription End Date is set to the x^{th} day after the *Header From Date Of Service* minus one day. The value of the x^{th} day is provided by the input field *Days Supply* on the Opioid Pharmacy Claim.
- **Pre-trigger Opioid Window:** The period prior to the *Trigger Window Start Date* during which the average morphine equivalent dose (MED) per day metric is calculated. The relevant duration ranges are listed as parameters in the configuration file under “Quality Metrics” and are inclusive of the minimum (\geq) and maximum (\leq) values. Opioid Pharmacy Claims in this time period are identified by having either a *Header From Date Of Service* in the Pre-trigger Opioid Window, a Prescription End Date in the

Pre-trigger Opioid Window, or a *Header From Date of Service* prior to the Pre-Trigger Opioid Window and a Prescription End Date after the Pre-Trigger Opioid Window. All three scenarios are inclusive of first and last days of the Pre-trigger Opioid Window. The duration and timing of the Pre-trigger Opioid Window is specific to a given episode and therefore will not be the same across episodes.

- Post-trigger Opioid Window: The period after the *Trigger Window Start Date* during which the average MED/day metric is calculated.² The relevant duration ranges are listed as parameters in the configuration file under “Quality Metrics” and are inclusive of the minimum (\geq) and maximum (\leq) values. Opioid Pharmacy Claims in this time period are identified by having either a *Header From Date Of Service* in the Post-trigger Opioid Window, a Prescription End Date in the Post-trigger Opioid Window, or a *Header From Date of Service* prior to the Post-Trigger Opioid Window and a Prescription End Date after the Post-trigger Opioid Window. All three scenarios are inclusive of first and last days of the Post-trigger Opioid Window. The duration and timing of the Post-trigger Opioid Window is specific to a given episode and therefore will not be the same across episodes.
- Pre-trigger Opioid Fill Duration: the number of days in the Pre-trigger Opioid Window for which there is an opioid filled. The Pre-trigger Opioid Fill Duration is less than or equal to the Pre-trigger Opioid Window. It is calculated as the difference between the following dates plus one day:
 - The later of the following two dates: the start of the Pre-trigger Opioid Window and the *Header From Date Of Service* of the chronologically first Opioid Pharmacy Claim identified in the Pre-trigger Opioid Window as defined above.
 - The earlier of the following two dates: the end of the Pre-trigger Opioid Window and the latest Prescription End Date of Opioid Pharmacy Claims identified in the Pre-trigger Opioid Window as defined above.

² Note that for these episodes the Post-trigger Opioid Window technically begins during the trigger window in order to capture prescriptions written on the day of the first visit.

- Post-trigger Opioid Fill Duration: the number of days in the Post-trigger Opioid Window for which there is an opioid filled. The Post-trigger Opioid Fill Duration is less than or equal to the Post-trigger Opioid Window. It is calculated as the difference between the following dates plus one day:
 - The later of the following two dates: the start of the Post-trigger Opioid Window and the *Header From Date Of Service* of the chronologically first Opioid Pharmacy Claim identified in the Post-trigger Opioid Window as defined above.
 - The earlier of the following two dates: the end of the Post-trigger Opioid Window and the latest Prescription End Date of Opioid Pharmacy Claims identified in the Post-trigger Opioid Window as defined above.

Quality metric tied to gain-sharing for the sprain, strains, and non-operative fractures episodes:

- **Quality metric 1: Difference in Average MED/day**
 - The output field *Quality Metric 01a Indicator* is set for each episode as the average of the differences between MED/day for the Post-trigger Opioid Window (minuend) minus the average MED/day for the Pre-trigger Opioid Window (subtrahend). The value is calculated only for valid episodes with an Opioid Pharmacy Claim assigned to the episode window. Assignment to the episode window is detailed in section 4.2.
 - The minuend represents the average MED/day for the Post-trigger Opioid Window. The calculation is determined in a series of steps:
 - First, Opioid Pharmacy Claims in the Post-trigger Opioid Window are identified as previously stated in the Post-trigger Opioid Window definition.
 - Second, the total MED is calculated for each individual Opioid Pharmacy Claim identified in the previous step. For each claim, the total MED is calculated based on the formula below:

$$[\text{Total MED}] = [\text{Strength}] \times [\text{Conversion Factor}] \times [\text{Quantity}].$$

The *Strength* and *Conversion Factor* are retrieved from the CDC Oral Morphine Milligram Equivalents table while the input field *Quantity* is identified on the Opioid Pharmacy Claim.

- Third, for each Opioid Pharmacy Claim, the Total MED value must be prorated if the *Header From Date Of Service* and/or Prescription End Date of the Opioid Pharmacy Claim falls outside the Post-trigger Opioid Window. Specifically, proration occurs when:
 - The *Header From Date Of Service* for the Opioid Pharmacy Claim is before the start of the Post-trigger Opioid Window and / or
 - The Prescription End Date extends beyond the end of the Post-Trigger Opioid Window.

Proration is done as follows:

- Prorated total MED: Total MED * percent of an Opioid Pharmacy Claim's *Days Supply* that falls within the Post-trigger Opioid Window. The percent of an Opioid Pharmacy Claim's duration within the Post-trigger Opioid Window is calculated as follows:
 - (a) Case 1: the Opioid Pharmacy Claim's *Header From Date Of Service* is prior to the start of the Post-trigger Opioid Window and the Prescription End Date is within the Post-trigger Opioid Window. The percent of the Opioid Pharmacy Claim's *Days Supply* within the Post-trigger Opioid Window is calculated as the difference between the Prescription End Date and the start of the Post-trigger Opioid Window, plus one day. The result of this is divided by the Opioid Pharmacy Claim's *Days Supply* to yield the percent of the Opioid Pharmacy Claim's *Days Supply* that falls within the Post-trigger Opioid Window.
 - (b) Case 2: the Opioid Pharmacy Claim's *Header From Date Of Service* is within the Post-trigger Opioid Window and its Prescription End Date is after the end of the Post-trigger Opioid Window. The percent of the Opioid Pharmacy Claim's *Days Supply* within the Post-trigger Opioid

Window is calculated as the difference between the end of the Post-trigger Opioid Window and the Opioid Pharmacy Claim's *Header From Date Of Service*, plus one day. The result is divided by the Opioid Pharmacy Claim's *Days Supply* to yield the percent of the Opioid Pharmacy Claim's *Days Supply* that falls within the Post-trigger Opioid Window.

(c) Case 3: the Opioid Pharmacy Claim's *Header From Date Of Service* is prior to the start of the Post-trigger Opioid Window and the Prescription End Date is after the Post-trigger Opioid Window. The percent of the Opioid Pharmacy Claim's *Days Supply* within the Post-trigger Opioid Window is calculated as the Post-trigger Opioid Window (inclusive of the first and last days) divided by the Opioid Pharmacy Claim's *Days Supply*.

- Fourth, the average MED/day for the Post-Trigger Opioid Window is calculated by summing the total MED or prorated total MED for each Opioid Pharmacy Claim in the Post-trigger Opioid Window and dividing by the Post-trigger Opioid Fill Duration.
- The subtrahend represents the average morphine equivalent dose (MED) per day for the Pre-trigger Opioid Window. The calculation is determined using the same methodology as that for the minuend except the Pre-trigger Opioid Window is used in place of the Post-trigger Opioid Window.
- The output field *Quality Metric 01b Indicator* marks episodes with at least one Opioid Pharmacy Claim assigned to the episode window. Assignment to the episode window is detailed in section 4.2.
- The output field *PAP Quality Metric 01 Performance* is expressed in units of MEDs for each Quarterback based on the following ratio:
 - Numerator: Sum of all MED/day values as calculated in *Quality Metric 01a Indicator* across valid episodes of the *PAP ID* with at least one Opioid Pharmacy Claim during the episode window

- Denominator: Number of valid episodes of the *PAP ID* with at least one Opioid Pharmacy Claim during the episode window as indicated by the *Quality Metric 01b Indicator*

Quality metrics not tied to gain sharing for the sprain, strains, and non-operative fractures episodes (i.e., included for information only):

■ **Quality metric 2: Average MED/day during the pre-trigger opioid window**

- The output field *Quality Metric 02a Indicator* is set for each episode as the average MED/day for the Pre-trigger Opioid Window among valid episodes with an Opioid Pharmacy Claim assigned to the episode window. The calculation for *Quality Metric 02a Indicator* is the same as that for the subtrahend of *Quality Metric 01a Indicator*.
- The output field *Quality Metric 02b Indicator* marks episodes with at least one Opioid Pharmacy Claim assigned to the episode window. Assignment to the episode window is detailed in section 4.2.
- The output field *PAP Quality Metric 02 Performance* is expressed in units of MEDs for each Quarterback based on the following ratio:
 - Numerator: Sum of *Quality Metric 02a Indicator* (average MED/day/episode during the Pre-trigger Opioid Window) across valid episodes of the *PAP ID* with at least one Opioid Pharmacy Claim during the episode window
 - Denominator: Number of valid episodes of the *PAP ID* with at least one Opioid Pharmacy Claim during the episode window as indicated by the *Quality Metric 02b Indicator*

■ **Quality metric 3: Average MED/day during the post-trigger opioid window**

- The output field *Quality Metric 03a Indicator* is set for each episode as the average MED/day for the Post-trigger Opioid Window among valid episodes with an Opioid Pharmacy Claim assigned to the episode window. The calculation for *Quality Metric 03a Indicator* is the same as that for the minuend of *Quality Metric 01a Indicator*.

- The output field *Quality Metric 03b Indicator* marks episodes with at least one Opioid Pharmacy Claim assigned to the episode window. Assignment to the episode window is detailed in section 4.2.
- The output field *PAP Quality Metric 03 Performance* is expressed in units of MEDs for each Quarterback based on the following ratio:
 - Numerator: Sum of *Quality Metric 03a Indicator* (average MED/day/episode during the Post-trigger Opioid Window) across valid episodes of the *PAP ID* with at least one Opioid Pharmacy Claim during the episode window
 - Denominator: Number of valid episodes of the *PAP ID* with at least one Opioid Pharmacy Claim during the episode window as indicated by the *Quality Metric 03b Indicator*

■ **Quality metric 4: X-ray imaging for sprain/strain episodes**

- The output field *Quality Metric 04a Indicator* marks episodes that were triggered by a sprain or strain and contain an x-ray procedure within the episode window.
- The output field *Quality Metric 04b Indicator* marks episodes that were triggered by a sprain or strain.
- Episodes triggered by a sprain or strain are identified by a professional trigger claim with an ICD-9 or ICD-10 diagnosis code in the input field *Header Diagnosis Code* in the primary diagnosis field. Codes indicating a sprain or strain are listed in the configuration file under “Quality Metric 04 – Sprains and strains”.
- X-ray procedures are identified by an outpatient claim detail line, or a professional claim detail line with a CPT/HCPCS procedure code for x-ray imaging in the input field *Detail Procedure Code* assigned to the episode window. Codes indicating an x-ray are listed in the configuration file under “Quality Metric 04 X-rays”.
- The output field *PAP Quality Metric 04 Performance* is expressed as the following ratio:
 - Numerator: Number of valid episodes of the PAP with a triggering diagnosis of a sprain or strain and an x-ray performed during the episode window, as indicated by the *Quality Metric 04a Indicator*.

- Denominator: Number of valid episodes for the PAP with a triggering diagnosis of a sprain or strain as indicated by the *Quality Metric 04b Indicator*.

■ **Quality metric 5: Incremental imaging**

- The output field *Quality Metric 05a Indicator* marks episodes that contain an MRI within the episode window and an x-ray or ultrasound procedure within the 60 days prior to the date of that MRI.
- The output field *Quality Metric 05b Indicator* marks episodes that contain an MRI within the episode window.
- MRI procedures are identified by an outpatient claim detail line, or a professional claim detail line with a CPT/HCPCS procedure code for MRI imaging in the input field *Detail Procedure Code* assigned to the episode window. Codes indicating an MRI are listed in the configuration file under “Quality Metric 05 MRIs”.
- X-ray and ultrasound procedures are identified by an outpatient claim detail line, or a professional claim detail line with a CPT/HCPCS procedure code for x-ray or ultrasound imaging in the input field *Detail Procedure Code* that occurs within the 60 days before the 0 to 60 days prior to the date of an identified MRI. Codes indicating an x-ray or ultrasound are listed in the configuration file under “Quality Metric 05 X-rays and ultrasounds”.
- The output field *PAP Quality Metric 05 Performance* is expressed as the following ratio:
 - Numerator: Number of valid episodes of the PAP with an MRI performed during the episode window and an x-ray or ultrasound performed within the 0 to 60 days prior to the MRI, as indicated by the *Quality Metric 05a Indicator*.
 - Denominator: Number of valid episodes for the PAP with an MRI performed during the episode window, as indicated by the *Quality Metric 05b Indicator*.

■ **Quality metric 6: ED visit after initial diagnosis**

- The output field *Quality Metric 06 Indicator* marks episodes that have at least one ED visit assigned to the post-trigger window and included in spend.
- Emergency department visits are identified by outpatient claims with a detail line with a code indicating the ED in the field *Revenue Code*.

Codes indicating the emergency department are listed in the configuration file under “Quality Metric 06 ED Visits”.

- The output field *PAP Quality Metric 06 Performance* is expressed as the following ratio:
 - Numerator: Number of valid episodes of the PAP with a at least one ED visit assigned to the post-trigger window and included in spend, as indicated by the *Quality Metric 06 Indicator*.
 - Denominator: Number of valid episodes for the PAP.

■ **Quality metric 7: Concurrent opioid and benzodiazepine prescriptions**

- The output field *Quality Metric 07 Indicator* marks episodes that contain both a prescription for an opioid and a prescription for a benzodiazepine in the episode window.
- Opioid prescriptions are identified by a pharmacy claims with a HIC3 code indicating an opioid. Pharmacy claims with a HIC3 code for specific medications are identified by the presence of a NDC in the input field *National Drug Code*. To identify specific medications, the HIC3 codes must be cross-walked to NDCs. Since NDCs change over time, an updated crosswalk including current and historical NDCs must be used for each reporting period. HIC3 codes used to identify opioids are listed in the configuration file under “Quality Metric 07 Opioids”.
- Benzodiazepine prescriptions are identified by a pharmacy claims with a HIC3 code indicating a benzodiazepine. Pharmacy claims with a HIC3 code for specific medications are identified by the presence of a NDC in the input field *National Drug Code*. To identify specific medications, the HIC3 codes must be cross-walked to NDCs. Since NDCs change over time, an updated crosswalk including current and historical NDCs must be used for each reporting period. HIC3 codes used to identify benzodiazepines are listed in the configuration file under “Quality Metric 07 Benzodiazepines”.
- The output field *PAP Quality Metric 07 Performance* is expressed as the following ratio:
 - Numerator: Number of valid episodes of the PAP that contain both a prescription for an opioid and a prescription for a benzodiazepine during the episode window, as indicated by the *Quality Metric 07 Indicator*.
 - Denominator: Number of valid episodes for the PAP.

■ **Quality Metric 8: New opioids prescription (fill) rate**

- The output field *Quality Metric 08a Indicator* marks episodes where the patient received opioids during the episode window and no opioids 90 days before the episode.
- The output field *Quality Metric 08b Indicator* marks episodes where the patient has not received an opioid 90 days before the episode window.
- Opioids are identified based on pharmacy claims that are assigned to the episode window and have a code indicating an opioid prescription in the input field *National Drug Code*. Codes indicating an antibiotic prescription are identified based the Hierarchical Ingredient Code Level 3 (HIC3) identifiers provided by First Databank listed in the configuration file under “Quality Metric 07 & 08 Opioids.” To search for included medications, the HIC3 codes must be cross-walked to National Drug Codes (NDCs). Since NDCs change over time an updated crosswalk including current and historical NDCs must be used for each reporting period.
- The output field *PAP Quality Metric 08 Performance* is expressed as a percentage for each PAP based on the following ratio:
 - Numerator: Number of valid episodes of the PAP with an opioid filled during the episode and no opioid filled 90 days before the episode window, as indicated by the *Quality Metric 08a Indicator*
 - Denominator: Number of valid episodes of the PAP with no opioid filled 90 days before the episode window, as indicated by the *Quality Metric 08b Indicator*

4.8 Perform risk adjustment

The eighth design dimension of building a sprain/strain/non-operative fracture episode is to risk adjust the non-risk-adjusted episode spend for risk factors that may contribute to higher episode spend given the characteristics of a patient.

Episode output fields created: *Risk Factor <risk factor number>, Episode Risk Score, Risk-adjusted Episode Spend*

PAP output fields created: *Average Risk-adjusted PAP Spend, Total Risk-adjusted PAP Spend*

Risk adjustment first requires identification of the risk factors that affect each episode. Then the *Non-risk-adjusted Episode Spend* is multiplied by the risk score that applies to the episode given its risk factors. The derivation of the risk factors and their coefficients is not part of the algorithm to produce an episode and is therefore not described in the DBR.

Flag episodes that are affected by risk factors: The following types of risk factors apply:

- Age-based risk factors: The output fields *Risk Factor <risk factor number>* for age-based risk factors indicate whether the *Member Age* of the patient falls into the age range specified for the risk factor. The relevant age ranges are listed as parameters in the configuration file under “Risk Adjustment” and are inclusive of the minimum (\geq) and maximum (\leq) values. For the definition of *Member Age* see the glossary.
- Diagnosis-based risk factors: The output fields *Risk Factor <risk factor number>* for diagnosis-based risk factors indicate whether an inpatient, outpatient, or professional claim that is assigned to the specified time window contains a risk factor diagnosis code in any of the input fields *Header Diagnosis Code Primary* or *Header Diagnosis Code 2-28*. The risk factor diagnosis codes and the time windows are listed in the configuration file under “Risk Factors <risk factor number and name>.”
- CCS category-based risk factors: The output fields *Risk Factor <risk factor number>* for CCS category-based risk factors indicate whether an inpatient, outpatient, or professional claim that is assigned to the specified time window contains a risk factor diagnosis code associated with the CCS code(s) in any of the input fields *Header Diagnosis Code Primary* or *Header Diagnosis Code 2-28*. CCS codes are converted into ICD-9 and ICD-10 diagnosis codes using the definition of the single/multi-level CCS categories (as indicated in the configuration file) for ICD-9 and ICD-10 diagnosis codes available from AHRQ (ICD-9 at <https://www.hcup-us.ahrq.gov/toolssoftware/ccs/ccs.jsp>, ICD-10 at <https://www.hcup-us.ahrq.gov/toolssoftware/ccs10/ccs10.jsp>). The configuration file lists the codes and time windows used under “Risk Factor <risk factor number and name> – CCS”.
- CCS category, Diagnosis, and age-based risk factors: The output fields *Risk Factor <risk factor number>* for CCS category, diagnosis, and age-based risk factors indicate whether both of the following are true:

- The Member Age of the patient falls into the age range specified for the risk factor. The relevant age ranges are listed as parameters in the configuration file under “Risk Adjustment” and are inclusive of the minimum (\geq) and maximum (\leq) values. For the definition of Member Age see the glossary.
- There is evidence for the risk factor diagnosis in the specified time window, as identified by either:
 - An inpatient, outpatient, or professional claim that is assigned to the specified time window and contains a risk factor diagnosis code associated with the CCS code(s) in any of the input fields *Header Diagnosis Code Primary* or *Header Diagnosis Code 2-28*. CCS codes are converted into ICD-9 and ICD-10 diagnosis codes using the definition of the multi-level CCS categories for ICD-9 and ICD-10 diagnosis codes as described above. The configuration file lists the codes and time windows used under “Risk Factor <risk factor number and name> – CCS”.
 - An inpatient, outpatient, or professional claim that is assigned to the specified time window and contains a risk factor diagnosis code in any of the input fields *Header Diagnosis Code Primary* or *Header Diagnosis Code 2-28*. The risk factor diagnosis codes and the time windows are listed in the configuration file under “Risk Factor <risk factor number and name> – Diagnoses”.

The claims that are searched for risk factors do not have to be included claims. If a patient was not continuously enrolled during the year before the episode window or during the episode window, risk factors are searched for in the claims available.

Calculate the episode risk score: Each risk factor is associated with a risk coefficient, the values for which are listed as parameters in the configuration file under “Risk Adjustment.” The sum of all the risk coefficients for factors present in a given episode plus the *Average Risk Neutral Episode Spend* is the predicted spend of the episode. The configuration file lists the *Average Risk Neutral Episode Spend* as a parameter under “Risk Adjustment.” For the episode, the *Episode Risk Score* for an episode is the ratio of the *Average Risk Neutral Episode Spend* to the predicted spend of the episode. For example, if an episode is affected by two risk factors, *Risk Factor 001* and *Risk Factor 002*, the *Episode Risk Score* is:

$$\begin{aligned}
 \text{Episode Risk Score} = & \\
 & \frac{\text{Average Risk Neutral Episode Spend}}{\text{Average Risk Neutral Episode Spend} + \text{Risk Coefficient 001} \\
 & \quad + \text{Risk Coefficient 002}}
 \end{aligned}$$

If an episode is not affected by any risk factors, the *Episode Risk Score* is equal to one (1).

Calculate risk-adjusted episode spend: To calculate the episode output field *Risk-adjusted Episode Spend*, the *Non-risk-adjusted Episode Spend* is multiplied by the *Episode Risk Score*.

$$\begin{aligned}
 \text{Risk-adjusted Episode Spend} = & \\
 & \text{Non-risk-adjusted Episode Spend} * \text{Episode Risk Score}
 \end{aligned}$$

The PAP output field *Average Risk-adjusted PAP Spend* is calculated as the average of the *Risk-adjusted Episode Spend* across valid episodes of each PAP. The *Total Risk-adjusted PAP Spend* is calculated as the sum of the *Risk-adjusted Episode Spend* across valid episodes of each PAP.

4.9 Calculate gain/risk sharing amounts

The ninth and final design dimension of building a shoulder, wrist, knee, or ankle sprain/strain/non-operative fracture episode is to calculate the gain or risk sharing amount for each PAP. The description below outlines one possible approach of linking PAP performance to payments. The State of Ohio may choose to provide further guidance at a future point in time when gain/risk sharing payments will be implemented.

PAP output fields created: *Count Of Total Episodes Per PAP, Count Of Valid Episodes Per PAP, Minimum Episode Volume Pass, Gain Sharing Quality Metric Pass, Gain/Risk Sharing Amount, PAP Sharing Level*

Gain and risk sharing amounts are calculated based on the episodes of each PAP that end during the reporting period. The State’s proposed approach to calculating the gain or risk sharing amount paid to/by each PAP uses the following pieces of information:

- Number of episodes of each PAP: The output field *Count Of Total Episodes Per PAP* is defined as the number of total episodes each PAP treats during

the reporting period. The output field *Count Of Valid Episodes Per PAP* is defined as the number of valid episodes each PAP treats during the reporting period. Episodes are counted separately by each payer. For the provider reports the field *Count Of Valid Episodes Per PAP* is also shown broken out by the number of valid episodes with spend of each claim type (*Count Of Valid Episodes Per PAP With Inpatient/With Outpatient/With Professional/With Pharmacy*). To calculate the breakouts, the number of valid episodes of each PAP are counted that have greater than zero dollars (>\$0) in *Non-risk-adjusted Episode Spend* for a given claim type.

- **Minimum episode requirement:** Only PAPs who pass the minimum episode requirement of five or more (≥ 5) valid episodes receive a provider report and are eligible for gain and risk sharing. The output field *Minimum Episode Volume Pass* is set to indicate whether a PAP has five or more valid episodes during the reporting period. Whether a PAP passes the minimum episode requirement is determined independently by each payer based on the episodes a PAP has for patients enrolled with the payer. The assignment of episodes to a payer is detailed in the glossary under payer attribution.
- **Performance of each PAP on quality metrics tied to gain sharing:** Only PAPs who pass the quality metrics tied to gain sharing are eligible for gain sharing. The thresholds to pass the quality metrics are set in accordance with the definition of each quality metric and are provided as input parameters for the episode algorithm. The output field *Gain Sharing Quality Metric Pass* indicates whether a PAP passes all quality metrics tied to gain sharing.
- **Commendable Threshold, Acceptable Threshold, and Gain Sharing Limit Threshold:** The thresholds are set based on the historical performance of PAPs with five or more episodes. The values for the thresholds are provided as input parameters for the episode algorithm.
- **Gain Share Proportion and Risk Share Proportion:** The split of the gains and losses in the episode-based payment model between payer and provider is at the discretion of each payer. The proportions are provided as input parameters for the episode algorithm.

Gain sharing payment: To receive a gain sharing payment, a PAP must meet all of the following three criteria:

- Pass the quality metrics thresholds tied to gain sharing
- Pass the minimum episode requirement,

- Have an *Average Risk-adjusted PAP Spend* below (<) the *Commendable Threshold* and have an *Average Risk-adjusted PAP Spend* above or equal to (>=) the *Gain sharing limit*.

Is the three conditions are met, the *Gain/Risk Sharing Amount* is set based on the following formula:

$$[Gain/Risk Sharing Amount] = [Total Non-risk-adjusted PAP Spend] \times [Gain Share Proportion] \times \left(\frac{[Commendable Threshold] - [Average Risk-adjusted PAP Spend]}{[Average Risk-adjusted PAP Spend]} \right)$$

Risk sharing payment: To owe a risk-sharing payment, a PAP must meet both of the following criteria:

- Pass the minimum episode requirement
- Have an *Average Risk-adjusted PAP Spend* above or equal to (>=) the *Acceptable Threshold*.

The risk-sharing payment applies irrespective of the performance of the PAP on the quality metrics. If the above two conditions are met, the *Gain/Risk Sharing Amount* is set based on the following formula:

$$[Gain/Risk Sharing Amount] = [Total Non-risk-adjusted PAP Spend] \times [Risk Share Proportion] \times \left(\frac{[Acceptable Threshold] - [Average Risk-adjusted PAP Spend]}{[Average Risk-adjusted PAP Spend]} \right)$$

If neither the conditions for a gain sharing payment nor a risk sharing payment are met, the output field *Gain/Risk Sharing Amount* is set to zero dollars (“\$0”).

To summarize the performance of each PAP in the episode-based payment model the output field *PAP Sharing Level* is set to

- “1” if *Average Risk-adjusted PAP Spend* < *Gain Sharing Limit Threshold*
- “2” if *Average Risk-adjusted PAP Spend* < *Commendable Threshold* and also >= *Gain Sharing Limit Threshold*
- “3” if *Average Risk-adjusted PAP Spend* <= *Acceptable Threshold* and also >= *Commendable Threshold*

- “4” if *Average Risk-adjusted PAP Spend* > *Acceptable Threshold*

Beginning in the 2019 program year: The risk and gain share amount assessed at the all payer level for a PAP, will be split among the payers using a methodology based on volume and risk. Each payer is attributed a portion of the risk or gain share based on the ratio of their risk adjusted valid episodes to total risk adjusted episodes. Where risk adjusted episodes are the number of episodes attributed to the payer for a PAP divided by the payer risk adjusted ratio for that PAP.

*** End of algorithm ***

5. GLOSSARY

- **Claim types:** The claim types used in the sprain/strain/non-operative fracture episodes are based on the input field *Claim Type*. The required claim types are:
 - Inpatient (I)
 - Outpatient (O)
 - Long-term care (L)
 - Pharmacy (P and Q)
 - Professional (M)

Note that the State of Ohio Department of Medicaid defines long-term care claims based on the input field *Type of Bill* values beginning with 21, 22, 23, 28, 65, and 66.

- **Clean period:** See section 2.3.1
- **CPT:** Current Procedural Terminology
- **DBR:** Detailed Business Requirements
- **Duration of time windows:** The duration of a time window (e.g., the episode window, the trigger window), the duration of a claim or claim detail line, and the length of stay for inpatient stays is calculated as the last date minus the first date plus one (1). For example:
 - A trigger window with a *Trigger Window Start Date* of January 1, 2014 and a *Trigger Window End Date* of January 1, 2014 has a duration of one (1) day.

- A trigger window with a *Trigger Window Start Date* of January 1, 2014 and a *Trigger Window End Date* of January 3, 2014 has a duration of three (3) days.

– A claim with a *Header From Date Of Service* of January 1, 2014 and a *Header To Date of Service* of January 2, 2014 has a duration of two (2) days.

- **ED:** Emergency Department
- **E&M:** Evaluation and Management
- **Episode window:** See section 4.2
- **FFS:** Fee For Service
- **HCPCS:** Healthcare Common Procedure Coding System
- **HIC3:** Hierarchical Ingredient Code at the third level based on the classification system by First Databank
- **Hospitalization:** A hospitalization is defined as all the inpatient claims a patient incurs while being continuously hospitalized in one inpatient facility. A hospitalization may include more than one inpatient claim because the inpatient facility may file interim inpatient claims. A hospitalization consisting of just one inpatient claim starts on the *Header From Date Of Service* and ends on the *Discharge Date* of the inpatient claim. A hospitalization where two or more inpatient claims are linked together starts on the *Header From Date Of Service* of the first inpatient claim and ends on the *Discharge Date* of the last inpatient claim in the hospitalization. Within the DBR, the start of a hospitalization is referred to as the *Header From Date Of Service* for that hospitalization and the end of the hospitalization is referred to as the *Discharge Date* of that hospitalization.

Inpatient claims are linked together into one hospitalization consisting of two or more inpatient claims if any of the following conditions apply:

- Interim billing or reserved/missing discharge status: An inpatient claim with a *Patient Status Indicator* that indicates interim billing (see the configuration file under “Hospitalization – Interim Billing” for the codes used), that is reserved (see the configuration file under “Hospitalization – Reserved” for the codes used), or that is missing is linked with a second inpatient claim into one hospitalization if either of the following conditions apply:
 - There is a second inpatient claim with a *Header From Date Of Service* on the same day as or the day after the *Discharge Date* of the first inpatient claim

- There is a second inpatient claim with an *Admission Date* on the same day as the *Admit Date* of the first inpatient claim and also a *Header From Date Of Service* on the same day as or within thirty (≤ 30) days after the *Discharge Date* of the first inpatient claim. If the *Discharge Date* of the first inpatient claim is not populated, then use the *Header To Date of Service* of the first inpatient claim
 - If the second inpatient claim (and potentially third, fourth, etc.) also has a *Patient Status Indicator* indicating interim billing, reserved, or missing, the hospitalization is extended further until an inpatient claim with a discharge status other than interim billing, reserved, or missing occurs, or until the inpatient claim that follows does not satisfy the required conditions.
 - Transfer: An inpatient claim with a *Patient Status Indicator* indicating a transfer (see the configuration file under “Hospitalization – Transfer” for the codes used) is not linked with the second inpatient claim. The second inpatient claim yields a separate hospitalization with a *Header From Date Of Service* on the same day as or the day after the *Discharge Date* of the first inpatient claim.
- **ICD-9:** International Classification of Diseases, Ninth Revision
 - **ICD-10:** International Classification of Diseases, Tenth Revision
 - **ICN:** Internal Control Number
 - **Invalid episodes:** See section 4.6
 - **Length of stay:** See glossary entry Duration of time windows.
 - **MCP:** Managed Care Plan
 - **Member Age:** The output field *Member Age* reflects the patient’s age in years at the episode trigger. *Member Age* is calculated as the difference in years between the start of the claim that is used to set the *Trigger Claim ID* and the date of birth of the patient. The start of the claim is determined using the input field *Header From Date Of Service* for inpatient claims and the earliest *Detail From Date Of Service* across all claim detail lines for outpatient and professional claims. The date of birth of the patient is identified by linking the *Member ID* of the patient in the episode output table to the *Member ID* of the patient in the Member Extract and looking up the date in the input field *Date of Birth*. *Member Age* is always rounded down to the full year. For example, if a patient is 20 years and 11-months old at the

start of the episode, the *Member Age* is set to 20 years. If the *Date of Birth* is missing, greater than (>) 100 years, or less than (<) 0 years, then the output field *Member Age* is treated as invalid.

- **NDC:** National Drug Code
- **PAP:** Principal Accountable Provider
- **Patient:** An individual with a sprain/strain/non-operative fracture episode
- **Payer attribution:** Patients may be enrolled with Ohio Medicaid Fee For Service or with a Managed Care Plan. An episode is assigned to the payer that paid for the claim that is used to set the *Trigger Claim ID*. The payer that paid for a claim is identified using the input data field *MCP ID*.
- **Post-trigger window:** See section 4.2
- **Pre-trigger window:** See section 4.2
- **Total episodes:** All episodes, valid plus invalid.
- **Trigger window:** See section 4.2
- **Valid episodes:** See section 4.6