


Building Dynamic and Functional Interagency Collaboration

Barbara R. Sears

Director, Ohio Department of Medicaid

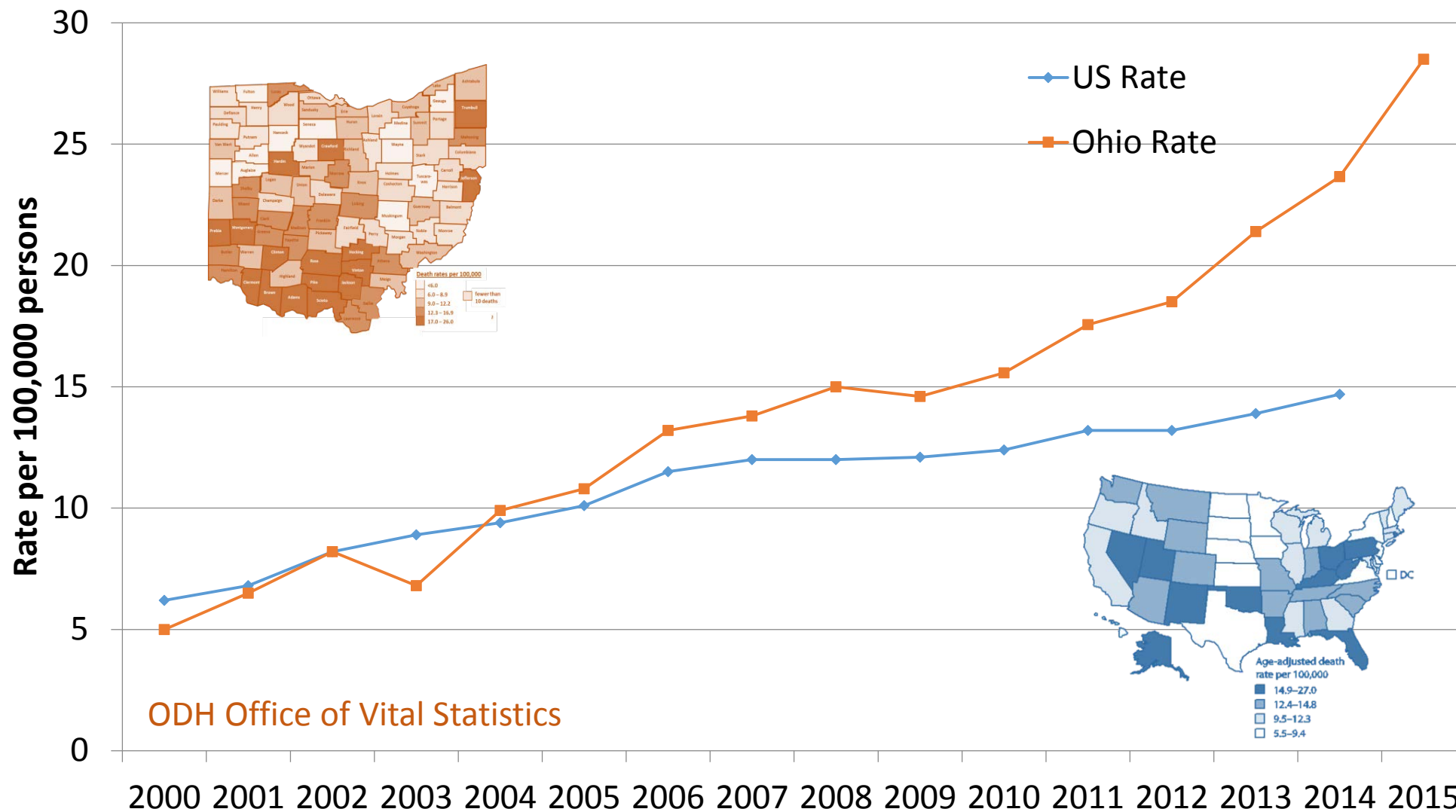
August 9, 2017

**MAKING
OHIO
BETTER**





Death Rates for Drug Poisoning 2000-2015



State Health Improvement Plan Priority: Reduce Drug Overdose Deaths

Governor Kasich's Budget invests nearly \$1 billion each year across 11 departments to reduce drug abuse and overdose deaths:

Medicaid Drug Addiction/Behavioral Services	\$ 650,200,000
Department of Mental Health and Addiction Services	\$ 88,768,265
Programs in Ohio's Prisons	\$ 31,411,160
Department of Public Safety	\$ 11,069,452
Medical Board	\$ 5,257,526
Pharmacy Board	\$ 4,232,963
Bureau of Workers' Compensation	\$ 2,900,000
Department of Youth Services	\$ 2,827,469
Department of Health	\$ 262,025
Department of Job and Family Services	\$ 138,238,777
Adjutant General	\$ 4,068,190
GRAND TOTAL	\$ 939,235,827

Source: OBM analysis of state fiscal year 2016 expenditures

Governor's Cabinet Opiate Action Team (GCOAT)

5 Conditions for Collective Success

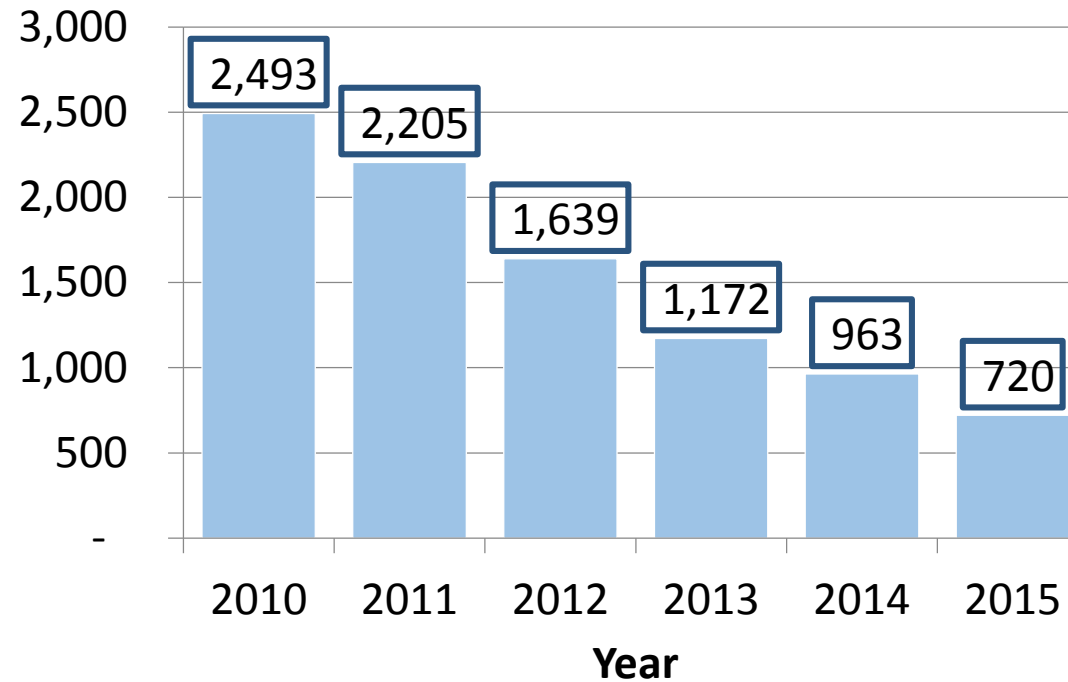
- **Common agenda** – based on shared vision
- **Shared measurement systems** – including indicators of same criteria/evidence-based practice
- **Mutually reinforcing activities** – which support and are coordinated with other entity activities
- **Continuous communication** – to develop trust and shared vocabulary
- **Backbone support organization** – infrastructure to support & sustain structured processes for most effective decision-making

Collective Action to Address Opioid Crisis (2011- 2017)

- Medicaid Expansion
- GCOAT established
- Medicaid covered MAT
- “Pill Mill” law signed to shut down illegal operations
- Behavioral Health Redesign
- Opioid prescribing guidelines and limits
- Naloxone programs
- Drug courts
- Episodes of Care
- 21st Century Cures Act

Ohio Automated Rx Reporting System (OARRS) Data

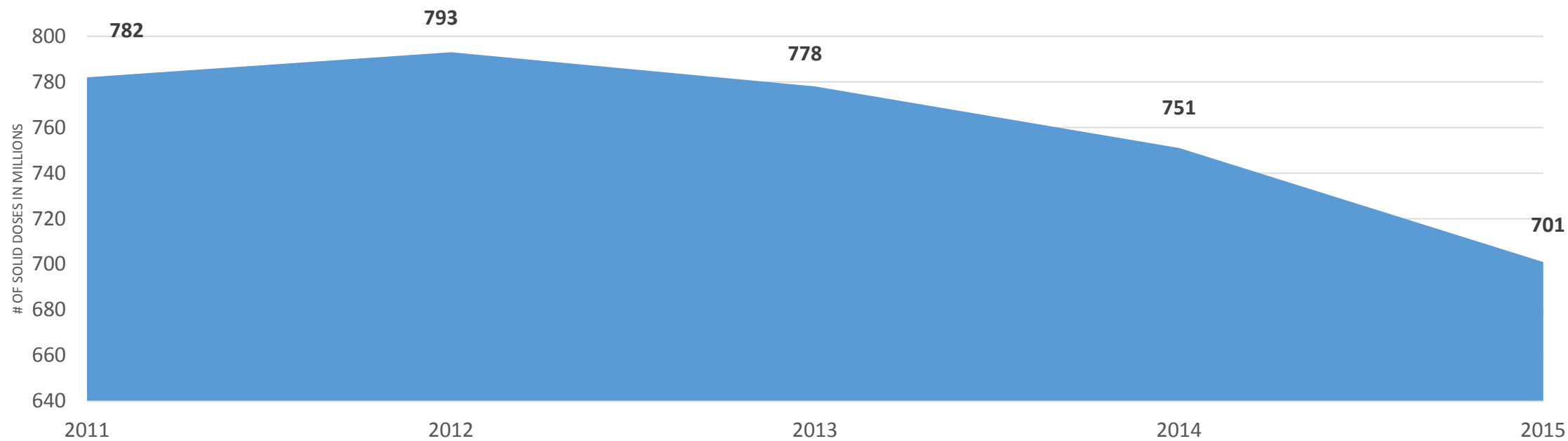
Number of Doctor Shoppers* by Year



In this chart, a doctor shopper is defined as an individual receiving a prescription from 5 or more prescribers in 1 calendar month.



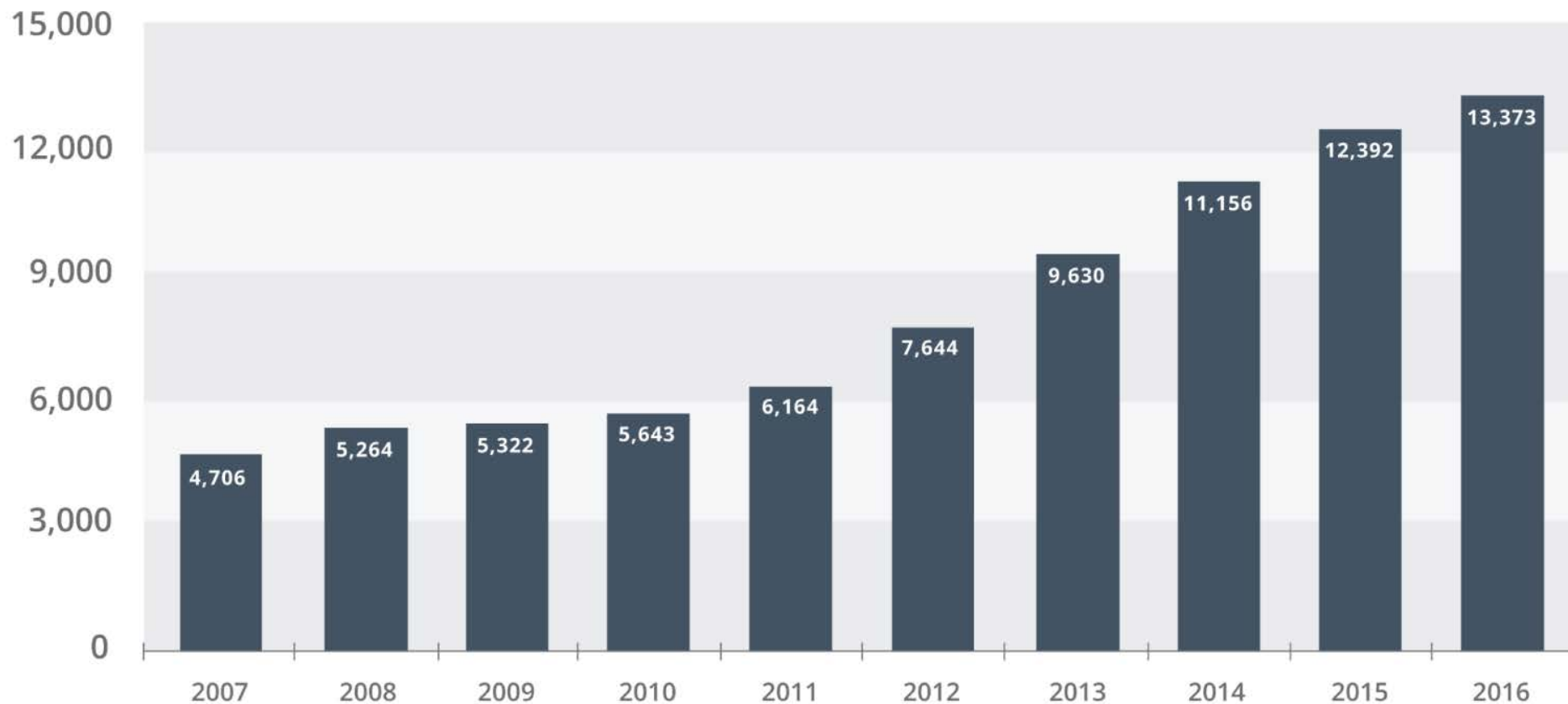
Number of opioid solid doses dispensed to Ohio patients






OSHP Drug Arrests

Record heroin, methamphetamine, and prescription pill seizures last year.



Source: Ohio State Highway Patrol

Shift to Population- and Episode-Based Payment



92 practices currently enrolled in the Ohio CPC Program (early entry)

Ohio's episode timeline:

- Wave 1 – 6 episodes
- Wave 2 – 7 episodes
- Wave 3 – 34 episodes

GCOAT: Future directions to consider within Medicaid

- Leveraging OARRS, including predictive analytics, dashboard for all related metrics from multiple sources
- Support for non-opioid alternative treatments (e.g. acupuncture) in the setting of MAT availability in primary care
- Education & training gaps/needs, including clinician training programs
- Pharmacy & pharmacy benefit manager initiatives including benefit design, lock-in with pharmacies and clinicians
- Comprehensive community strategies including schools, drug courts, employers
- Regulatory/legislative opportunities
- Sustainability including value-based purchasing

**MAKING
OHIO
BETTER**

